



وحدة الخريجين | عمادة شؤون الطلاب

Alumni Unit | Deanship of Students Affairs

إحصائيات وبيانات الخريجين



إحصائيات وبيانات
فريقي جامعة الملك
سعود بن عبدالعزيز
للعلوم الصحية

Data of Alumni
from King Saud bin
Abdulaziz University
for Health Sciences



وحدة الخريجين
Alumni Unit



TOTAL NUMBER OF KSAUHS COLLEGES GRADUATES

Riyadh	7,358
College of Medicine	2,396
College of Applied Medical Sciences	1,912
College of Nursing	1,561
College of Public Health & Health Informatics	774
College of Dentistry	419
College of Pharmacy	296

Jeddah	2,700
College of Nursing	1,211
College of Medicine	757
College of Applied Medical Science	732

Alahssa	1,655
College of Nursing	942
College of Applied Medical Sciences	713

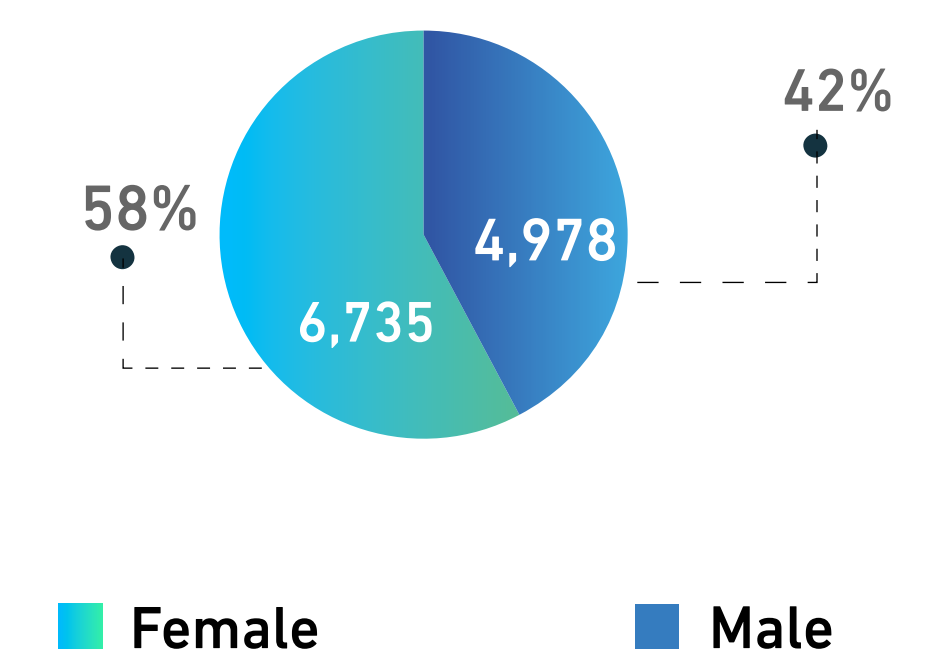
TOTAL NUMBER OF GRADUATES



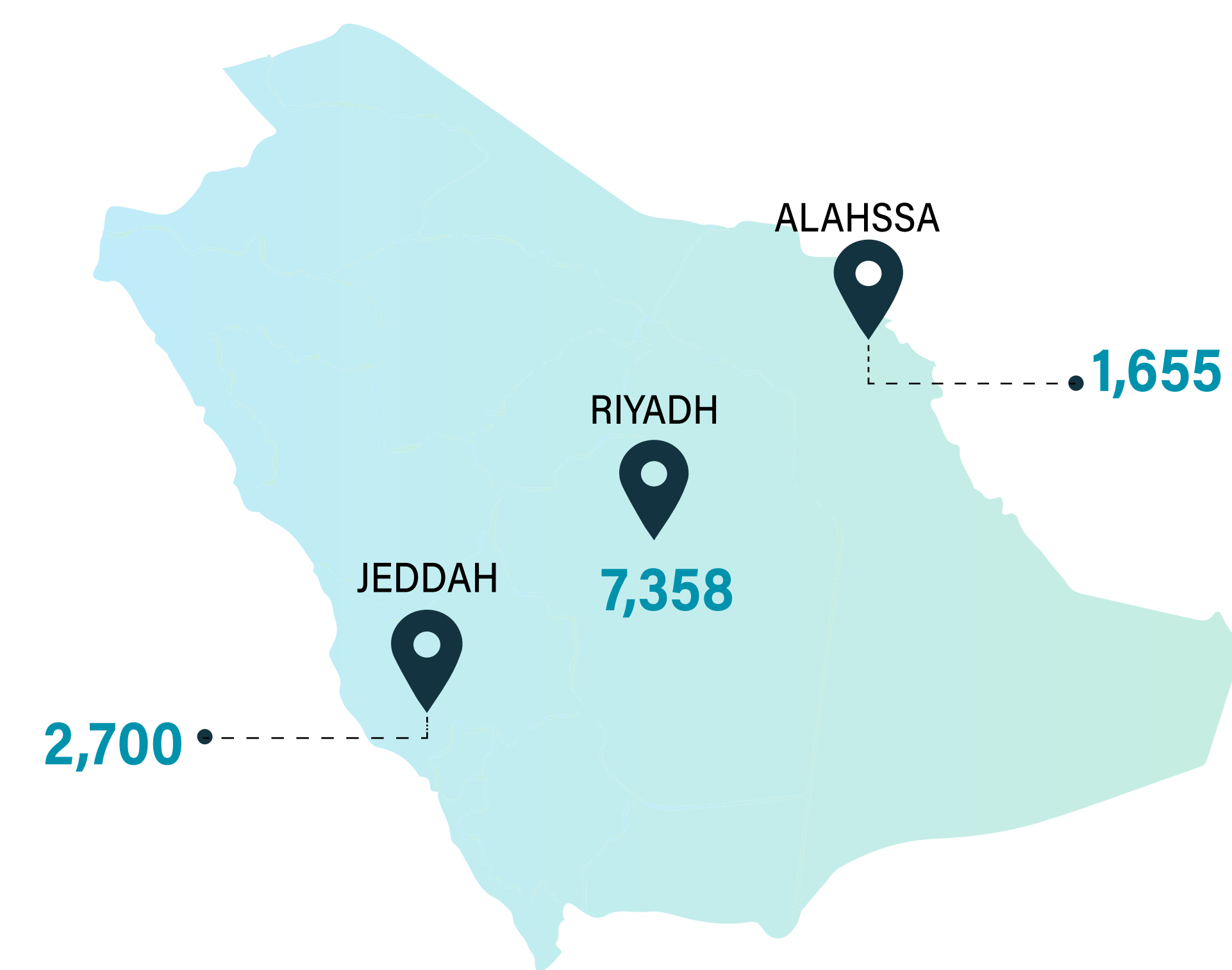
THE NUMBER OF GRADUATES BATCHES



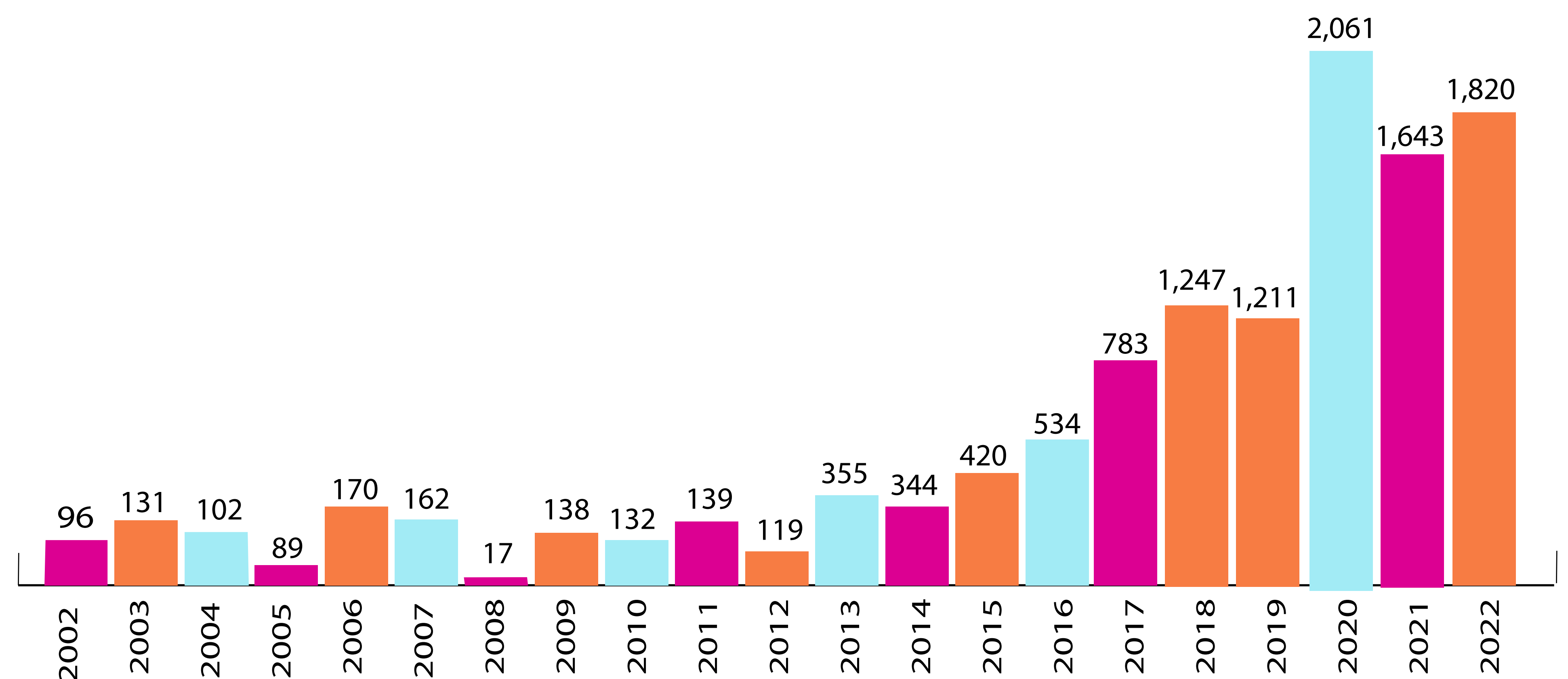
RATIO OF FEMALE AND MALE GRADUATES



TOTAL NUMBER OF KSAU BRANCHES GRADUATES



TOTAL NUMBER OF KSAU GRADUATES PER YEAR





إحصائيات وبيانات
خريجي جامعة الملك
سعود بن عبدالعزيز
للعلوم الصحية

Data of Alumni
from King Saud bin
Abdulaziz University
for Health Sciences



وحدة الخريجين
Alumni Unit



TOTAL NUMBER OF KSAUHS BA - MSc COLLEGES GRADUATES

Riyadh 7,358

College of Medicine	2,396
Bachelor	2,150
Master	246
College of Applied Medical Sciences	1,912
Bachelor	1,901
Master	11
College of Nursing	1,561
Bachelor	1,530
Master	31
College of Public Health & Health Informatics	774
Bachelor	102
Master	672
College of Dentistry	419
Bachelor	419
College of Pharmacy	296
Bachelor	296

Jeddah 2,700

College of Nursing	1,211
Bachelor	1,191
Master	20
College of Medicine	757
Bachelor	723
Master	34
College of Applied Medical Science	732
Bachelor	732

Alahssa 1,655

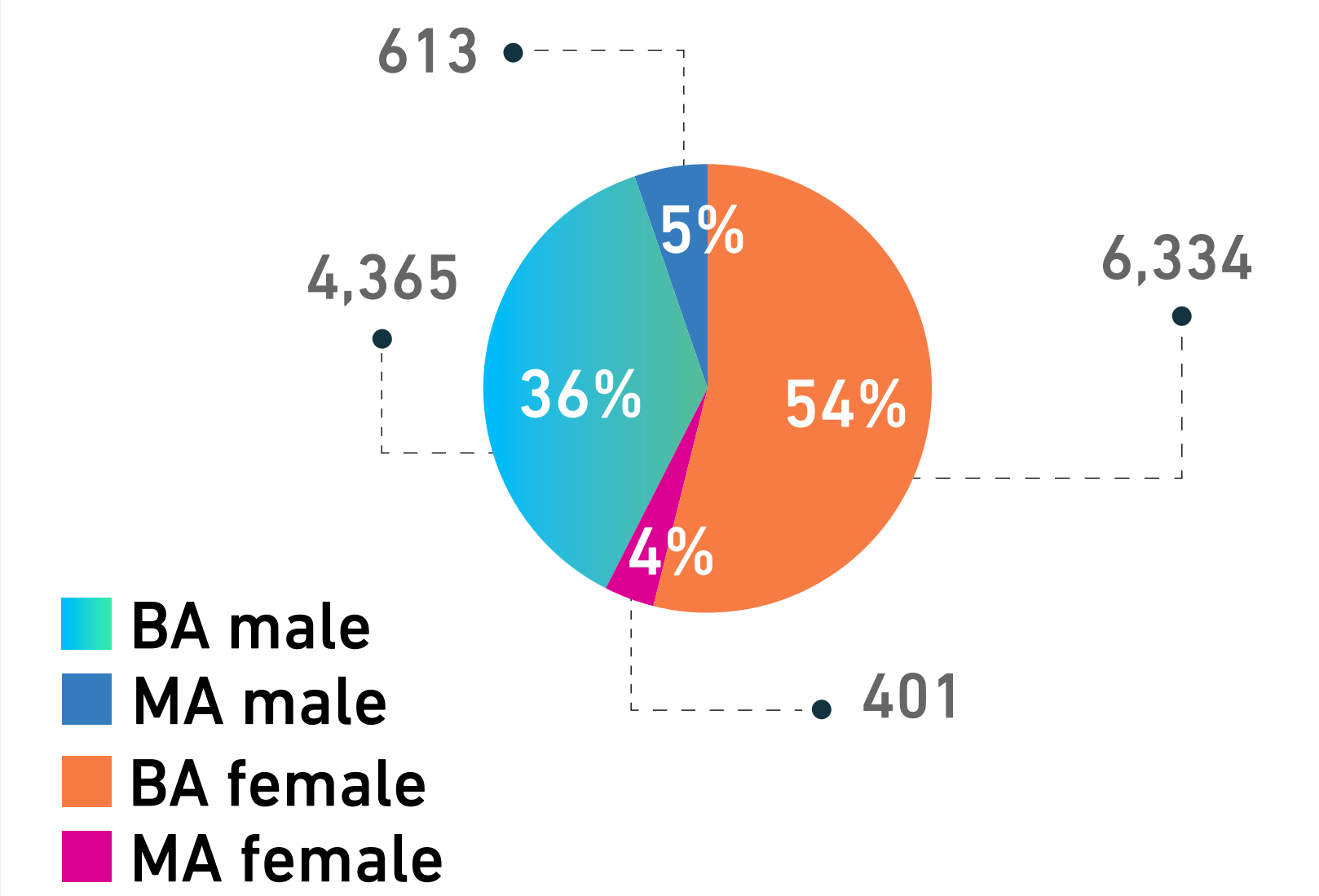
College of Nursing	942
Bachelor	942
College of Applied Medical Sciences	713
Bachelor	713

TOTAL NUMBERS OF BA AND MSc GRADUATES

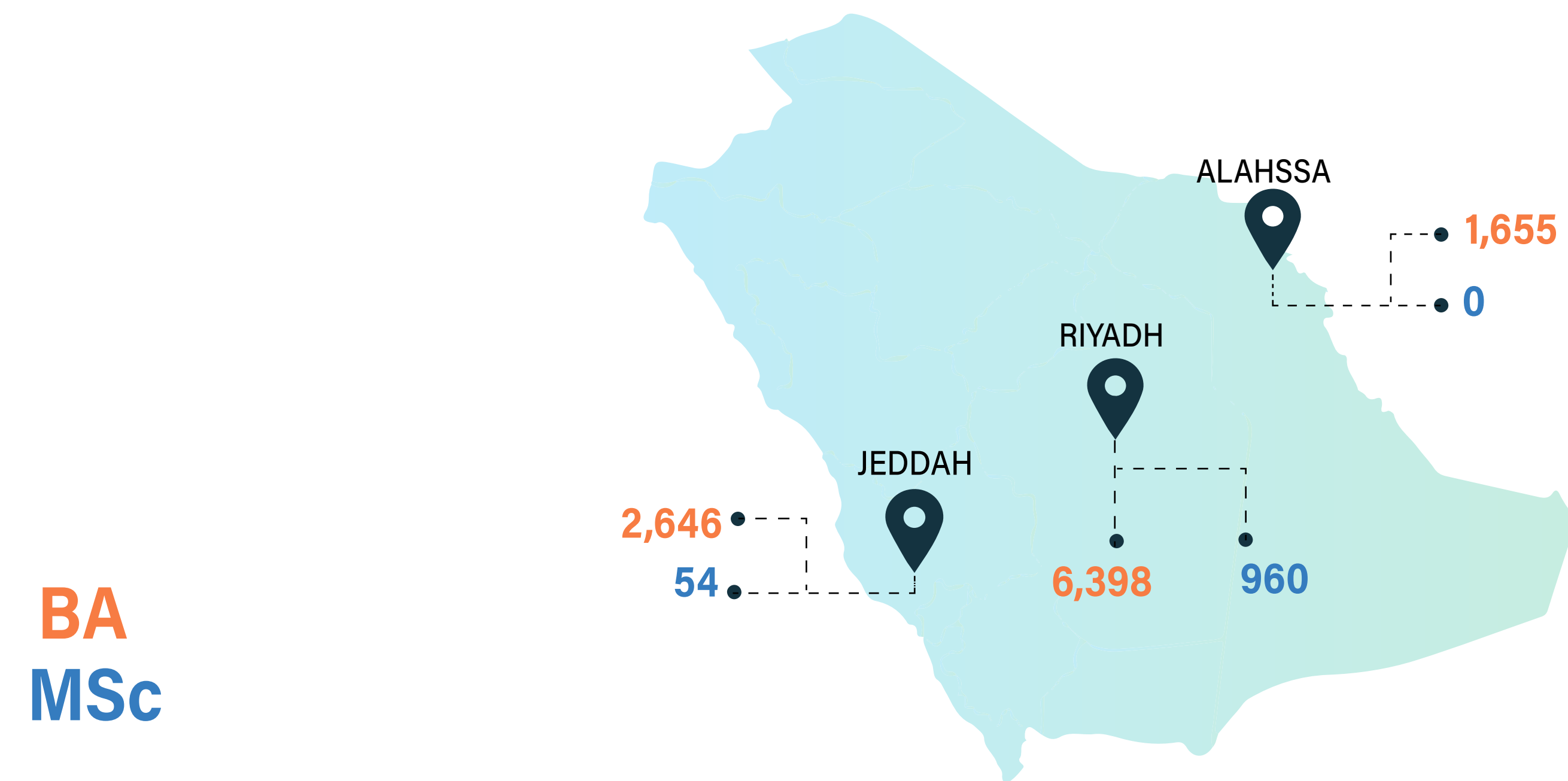
BACHELOR
10,699

MASTER
1,014

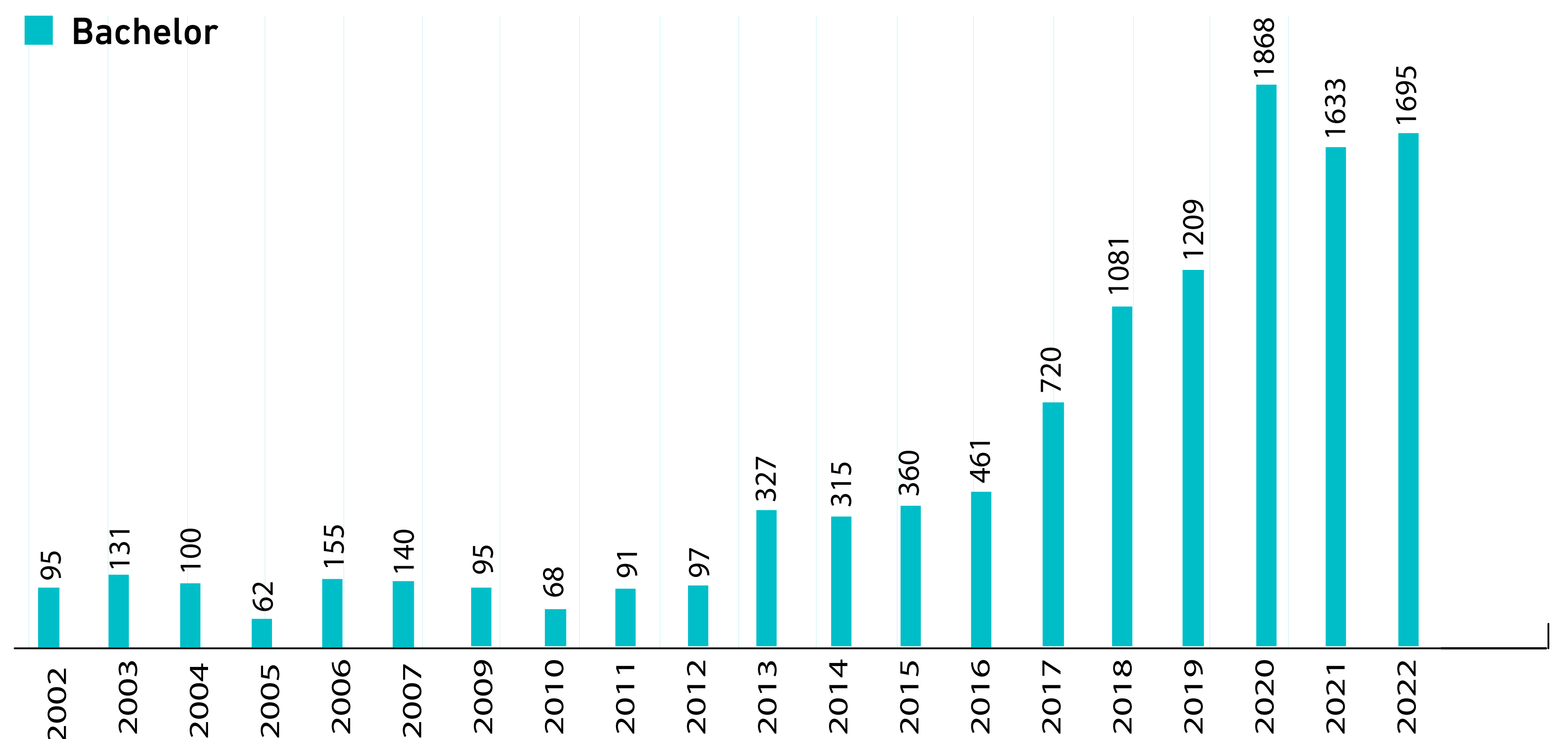
RATIO OF MSc AND BA FEMALE AND MALE GRADUATES



TOTAL NUMBER OF KSAU MASTER AND BACHELOR IN BRANCHES GRADUATES




TOTAL NUMBER OF KSAU BA GRADUATES PER YEAR





إحصائيات وبيانات العمل لخريجي جامعة الملك سعود بن عبدالعزيز للعلوم الصحية (خريجي بكالوريوس)

Statistics and Data of Employment of King Saud bin Abdulaziz University for Health Sciences (Bachelor Graduates)

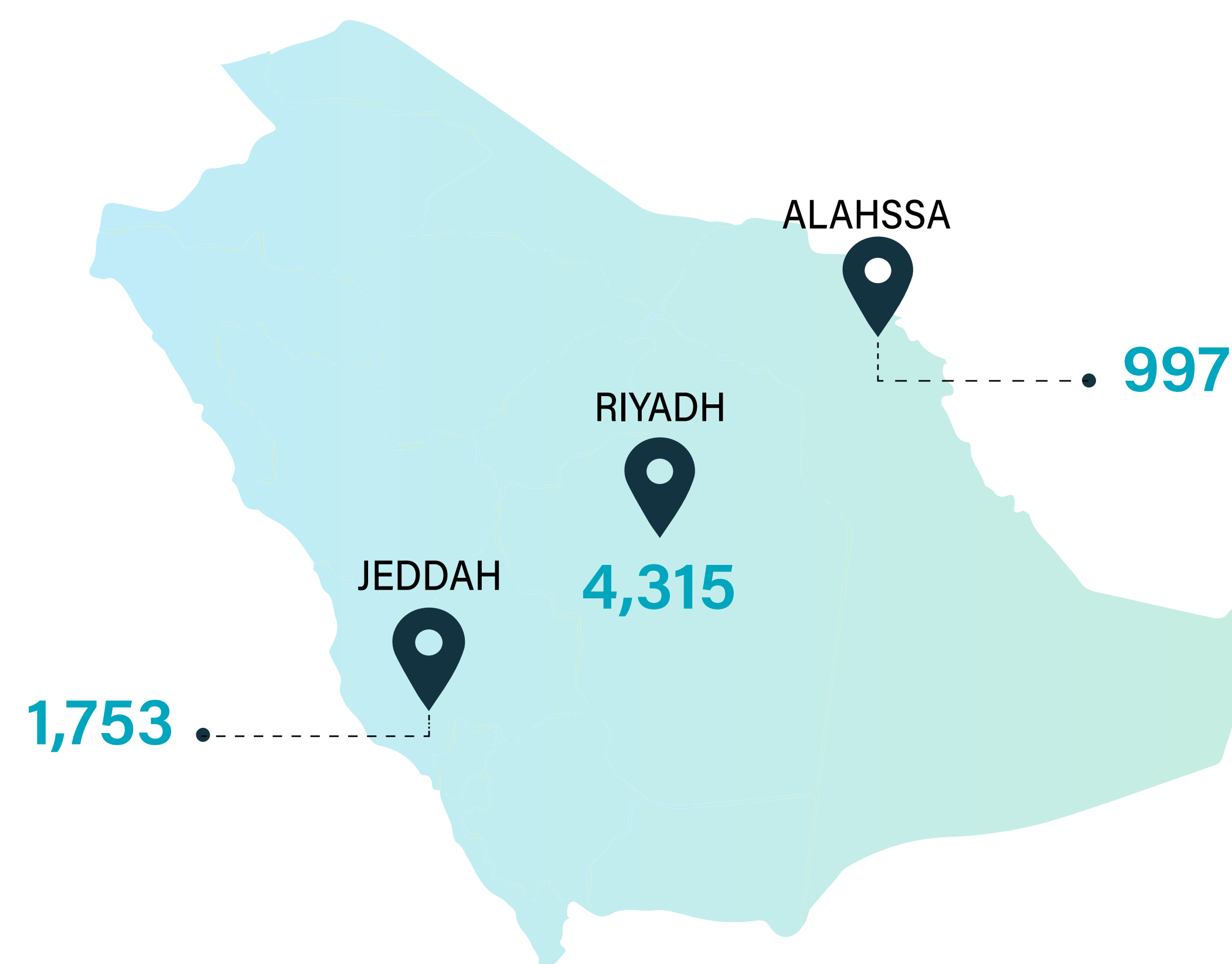


وحدة الخريجين Alumni Unit

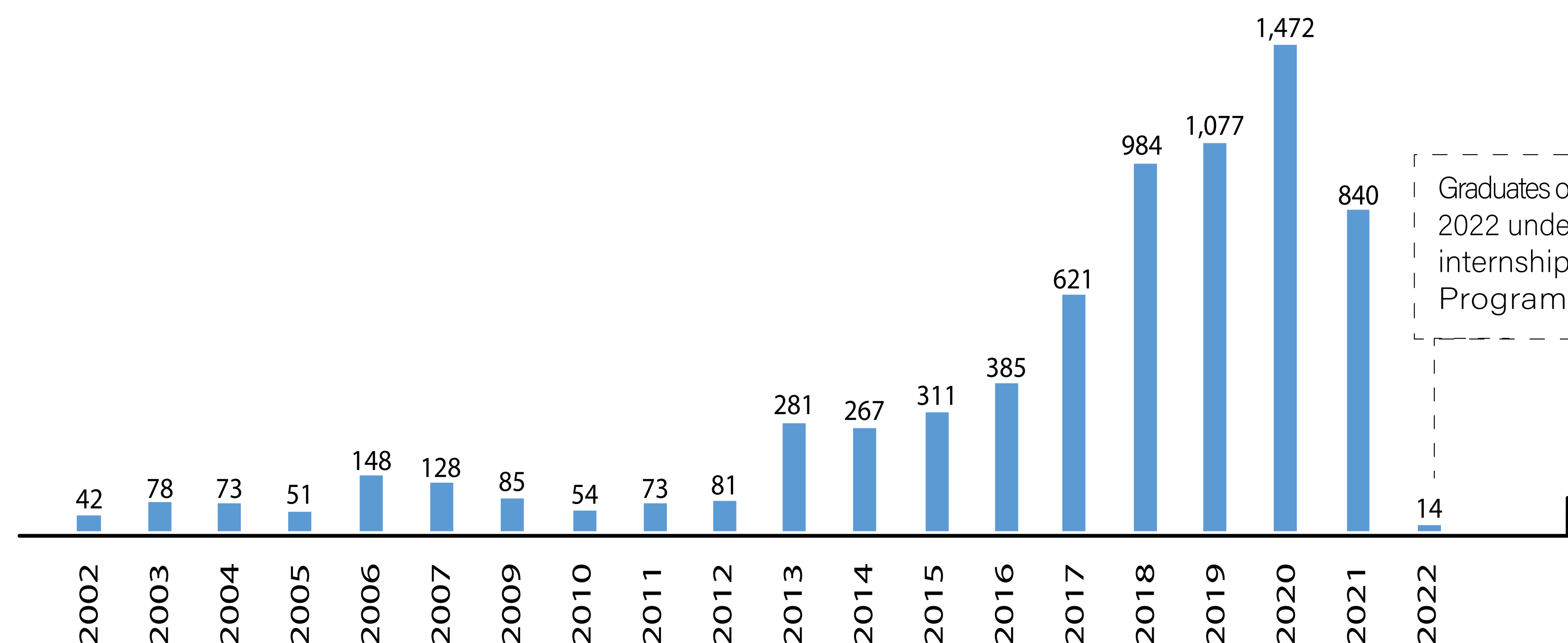


DATA OF EMPLOYED BACHELOR GRADUATES

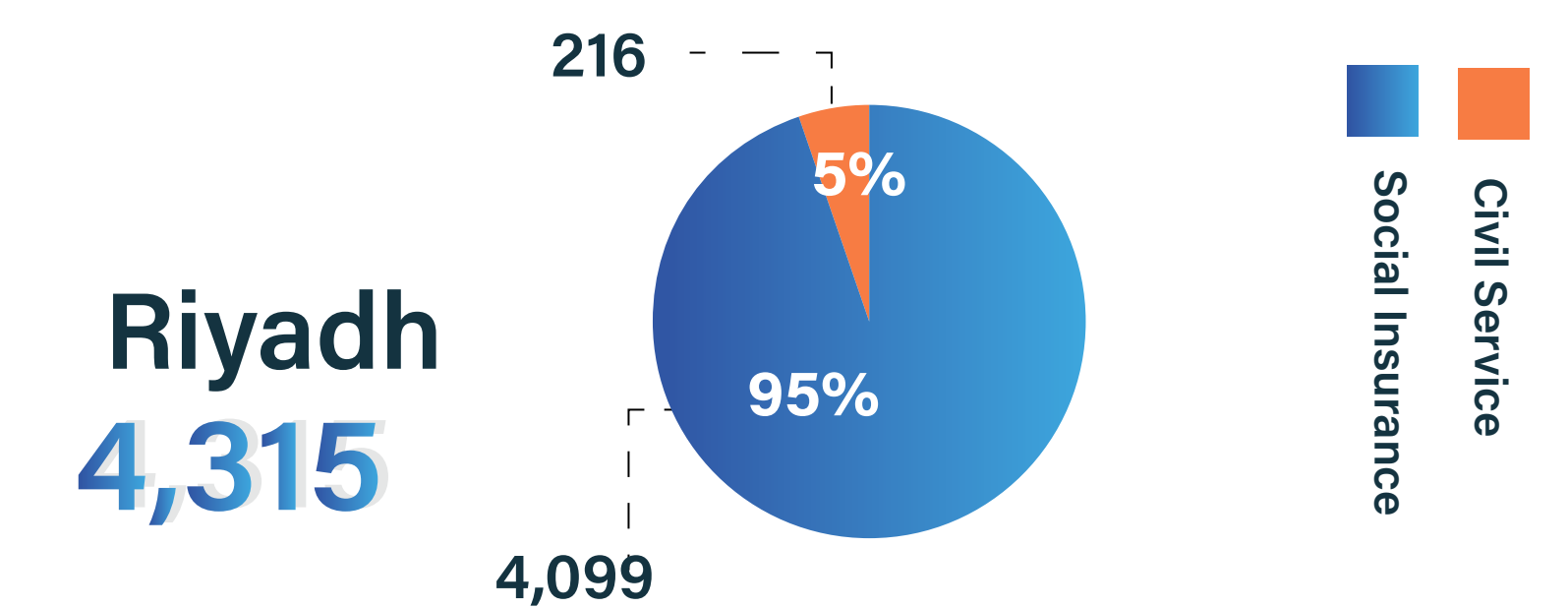
	General Organization for Social Insurance	Civil Service
Riyadh	4,099	216
Jeddah	1,666	87
Alahssa	957	40
Grand Total:	6,722	343



NUMBER OF EMPLOYED BACHELOR GRADUATES PER YEAR

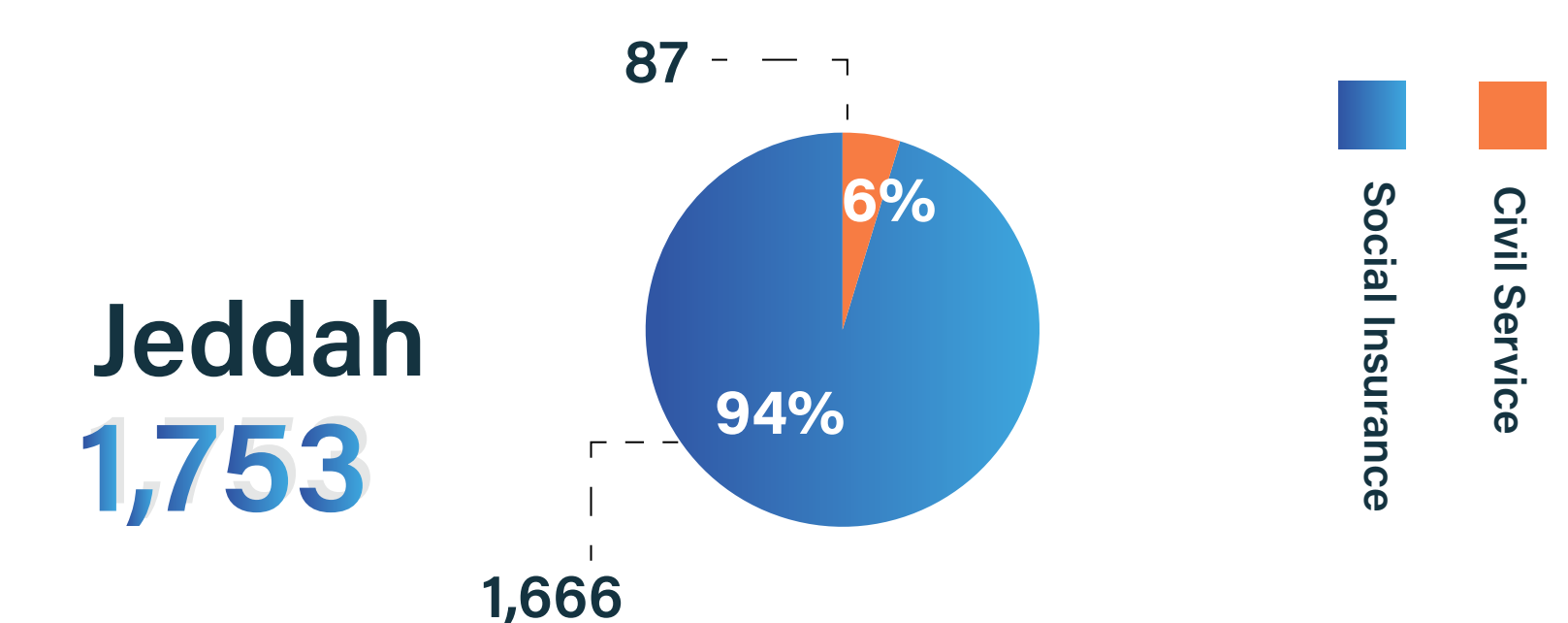


Statistics of Employed BA Graduates - Riyadh Branch



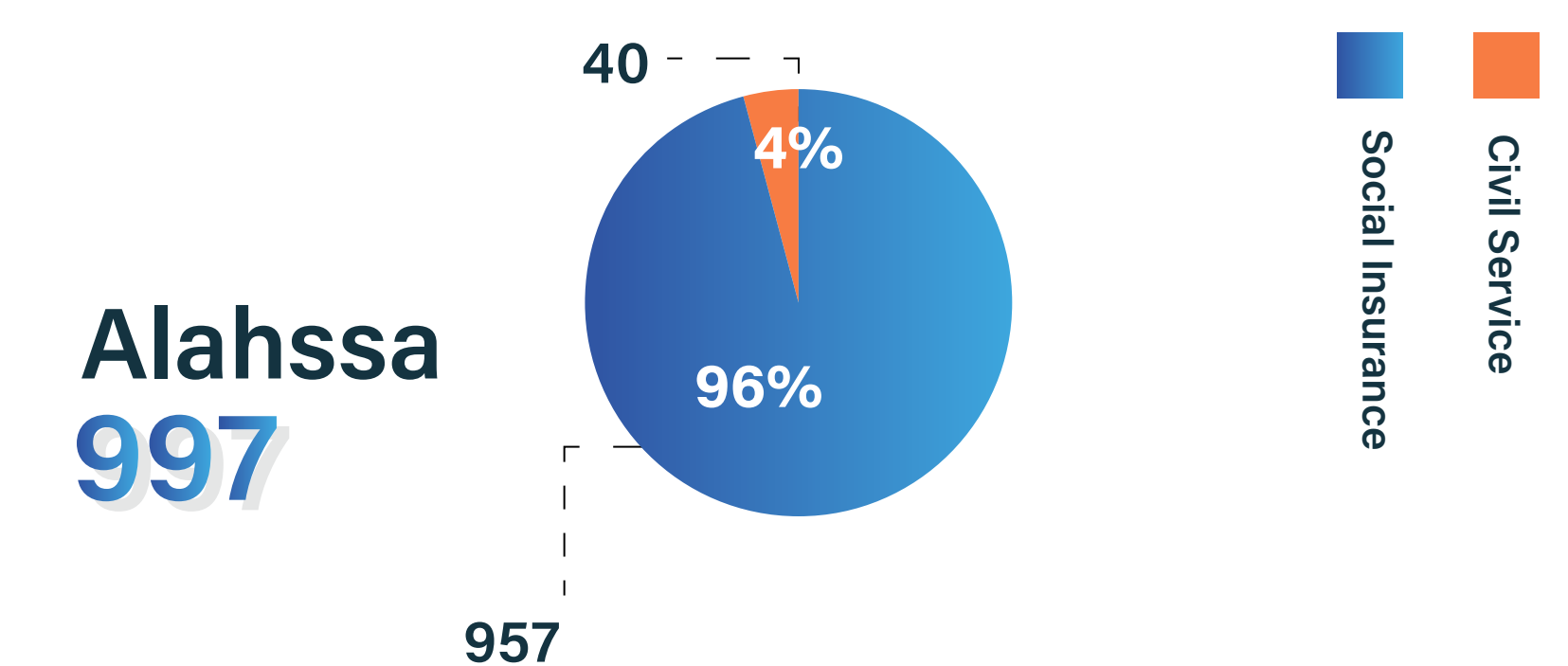
Colleges	Social Insurance	Civil Service
College of Medicine	1378	94
College of Applied Medical Sciences	1182	42
College of Nursing	1062	68
College of Dentistry	227	5
College of Pharmacy	184	3
College of Public Health & Health Informatics	66	4

Statistics of Employed BA Graduates - Jeddah Branch



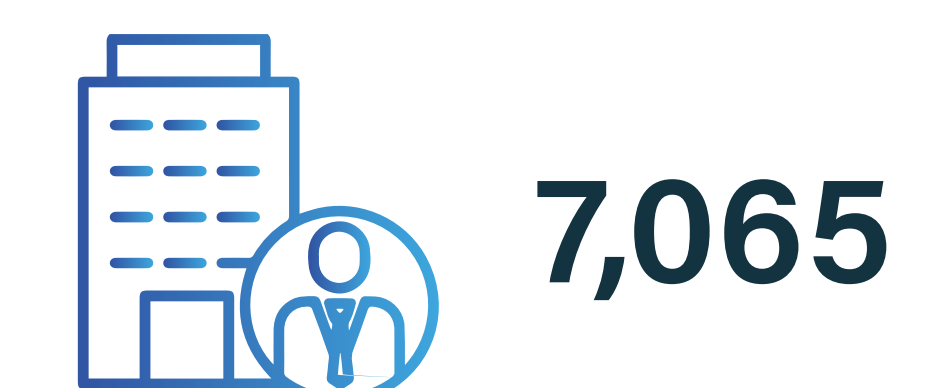
Colleges	Social Insurance	Civil Service
College of Nursing	821	76
College of Medicine	475	10
College of Applied Medical Sciences	370	1

Statistics of Employed BA Graduates - Alahssa Branch



Colleges	Social Insurance	Civil Service
College of Nursing	549	31
College of Appl Med Sciences	408	9

Grand Total for Employed Graduates



Average Salary of Employed Graduates for each College

College	Average Salary
COM	22,613
CPHHI	17,814
COD	17,498
COP	17,154
CAMS	15,961
CON	15,262



DATA OF UNEMPLOYED BA GRADUATES

	Female	Male
Riyadh	356	325
Jeddah	216	107
Alahssa	273	48
Grand Total:	845	480



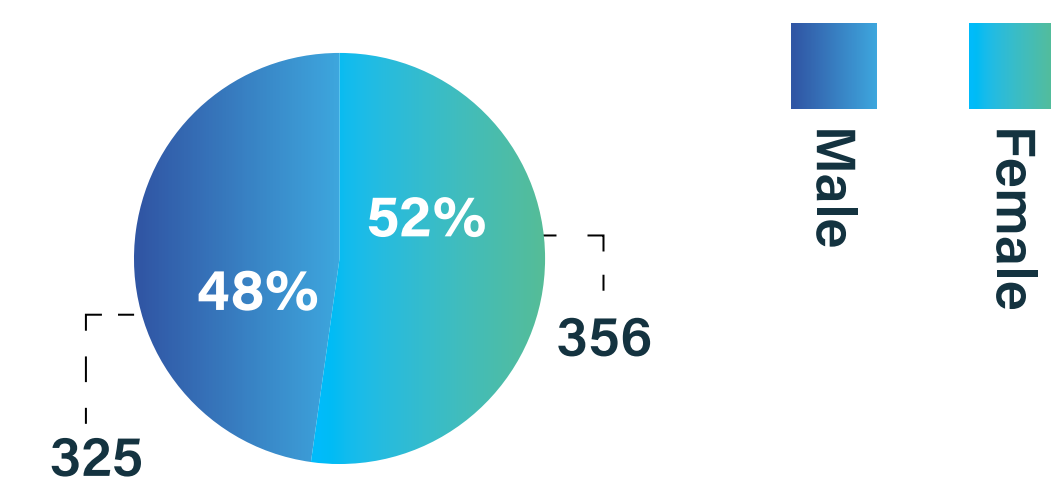
* Note: 2022 Graduate excluded because they are still in internship.

Grand Total of Unemployed:

1,325

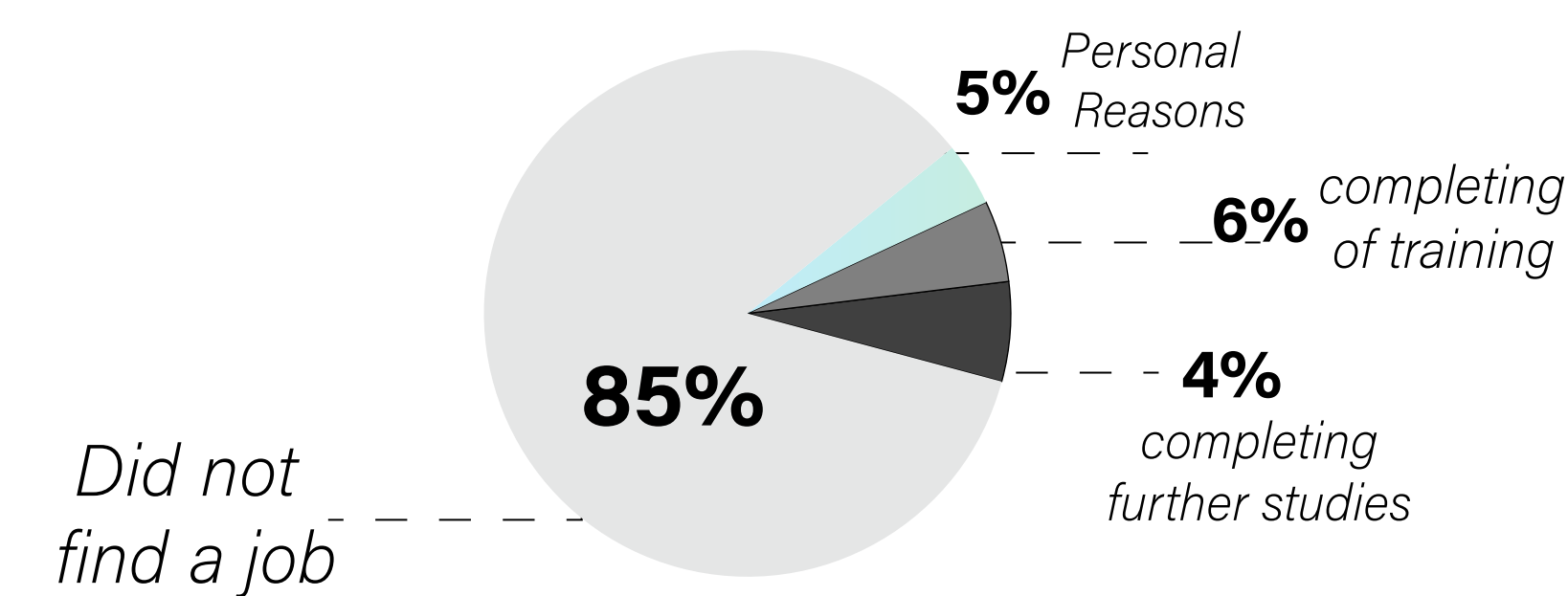
Statistics of Unemployed BA Graduates - Riyadh Branch

Riyadh
681



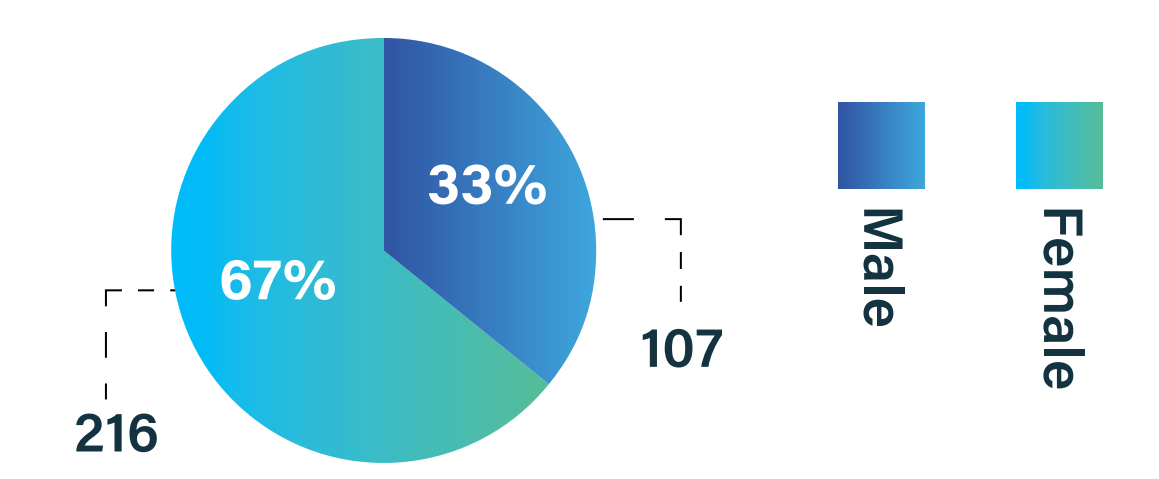
Colleges	Female	Male	Total
College of Applied Medical Sciences			
Respiratory Therapy	17	26	43
Emergency Medical Services	7	43	50
Occupational Therapy	16	19	35
Radiological Science	15	33	48
Anesthesia Technology	13	25	38
Clinical Laboratory Sciences	17	10	27
Clinical Nutrition	32	-	32
Cardiovascular Technology	4	10	14
College of Dentistry			
Dentistry	37	31	68
College of Medicine			
Medicine	53	121	174
College of Nursing			
Nursing	141	-	141
College of Pharmacy			
Pharm D	4	1	5
College of Public Health & Health Informatics			
Health Informatics	-	6	6

Reasons of Unemployment



Statistics of Unemployed BA Graduates - Jeddah Branch

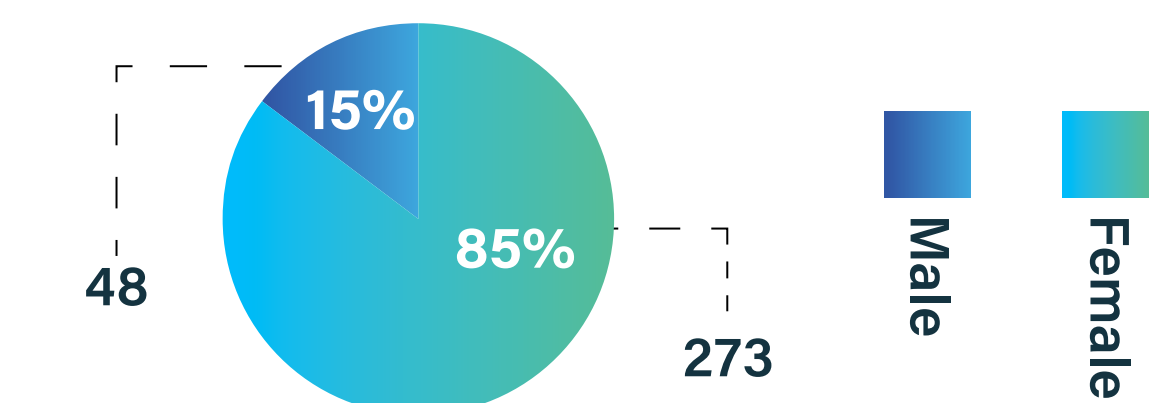
Jeddah
323



Colleges	Female	Male	Total
College of Applied Medical Sciences			
Emergency Medical Services	11	34	45
Respiratory Therapy	19	26	45
Radiological Science	14	9	23
Clinical Nutrition	23	-	23
Occupational Therapy	13	8	21
Anesthesia Technology	14	-	14
Clinical Laboratory Sciences	5	-	5
Cardiovascular Technology	100	-	100
College of Medicine			
Medicine	12	16	28
College of Nursing			
Nursing	104	-	104

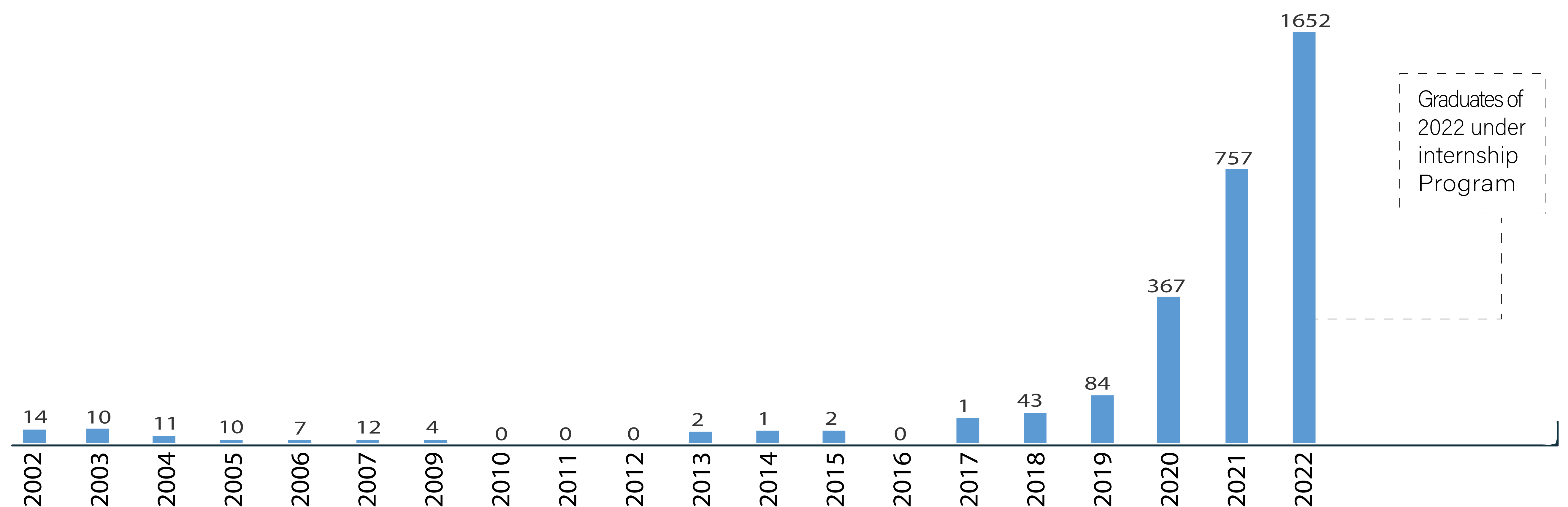
Statistics of Unemployed BA Graduates - Alahssa Branch

Alahssa
321



Colleges	Female	Male	Total
College of Applied Medical Sciences			
Respiratory Therapy	25	19	44
Clinical Nutrition	44	-	44
Clinical Laboratory Sciences	32	-	32
Emergency Medical Services	-	6	6
Radiological Science	-	20	20
Occupational Therapy	-	3	3
College of Nursing			
Nursing	172	-	172

NUMBER OF UNEMPLOYED BA GRADUATES PER YEAR



Riyadh College of Medicine



إحصائيات وبيانات
خريجي جامعة الملك
سعود بن عبدالعزيز
للعلوم الصحية
كلية الطب

Statistics and Data of
Graduates of King Saud
bin Abdulaziz University
for Health Sciences

COM



وحدة الخريجين
Alumni Unit



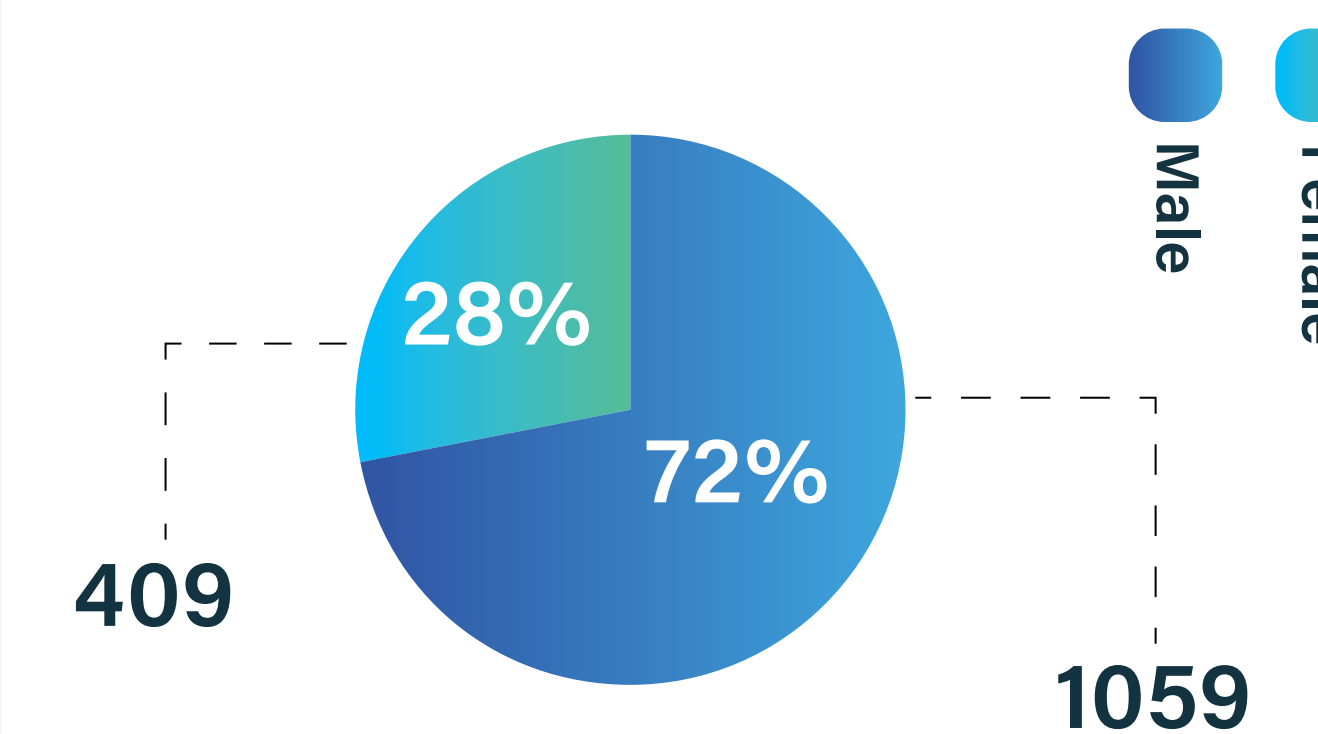
KSAU-HS
عمادة شؤون الطلاب
Deanship of Students Affairs

PER YEAR	Female			Male		
	Social Insurance	Civil Service	Unemployed	Social Insurance	Civil Service	Unemployed
2004	—	—	—	19	8	0
2009	—	—	—	21	9	0
2010	—	—	—	25	14	0
2011	—	—	—	27	16	0
2012	—	—	—	33	9	0
2013	20	3	0	57	11	0
2014	—	—	—	36	7	0
2015	28	1	0	69	4	0
2016	31	1	0	73	5	0
2017	35	0	0	90	3	0
2018	61	0	0	96	0	0
2019	92	0	1	153	2	1
2020	86	0	12	168	1	51
2021	51	0	40	103	0	69
2022	0	0	0	0	0	0
Total	404	5	53	970	89	121

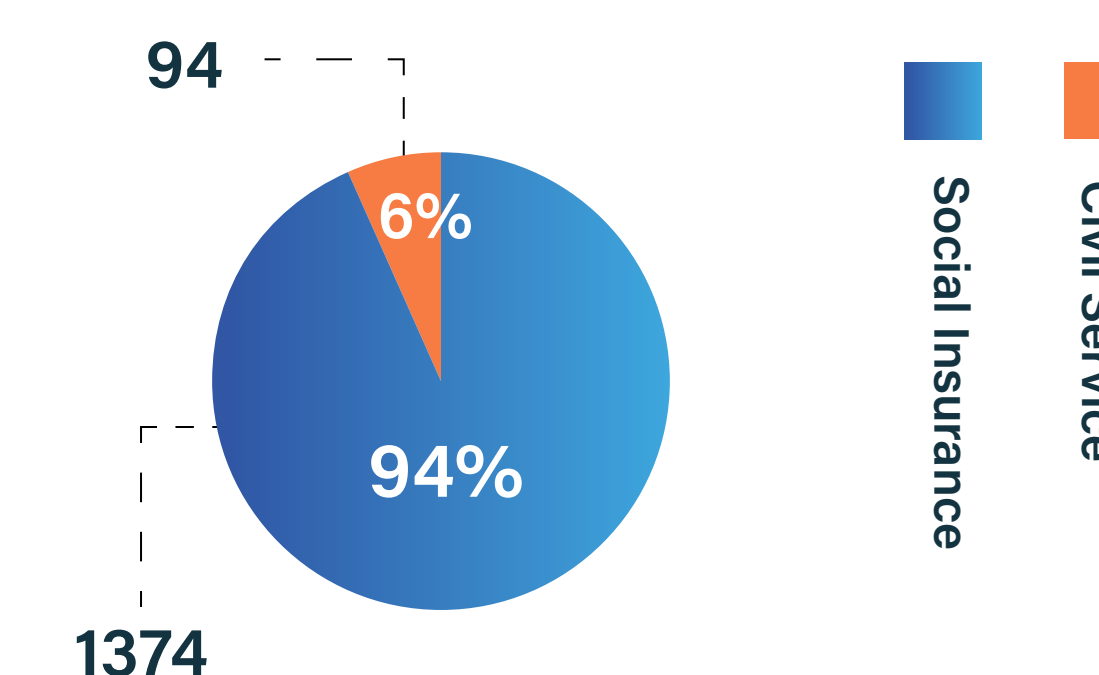
+ Including 278 internship 2022 graduates
Including 230 missing data.

Grand Total: 2150

Total Data of Employed Graduates



Total Data of GOSI and CS



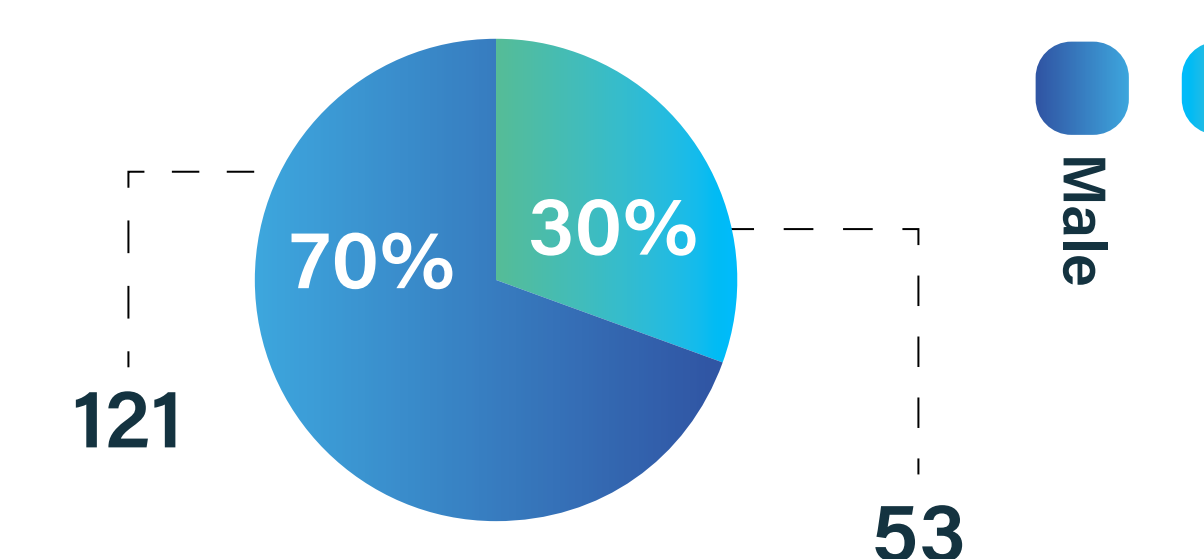
Total of GOSI

1374

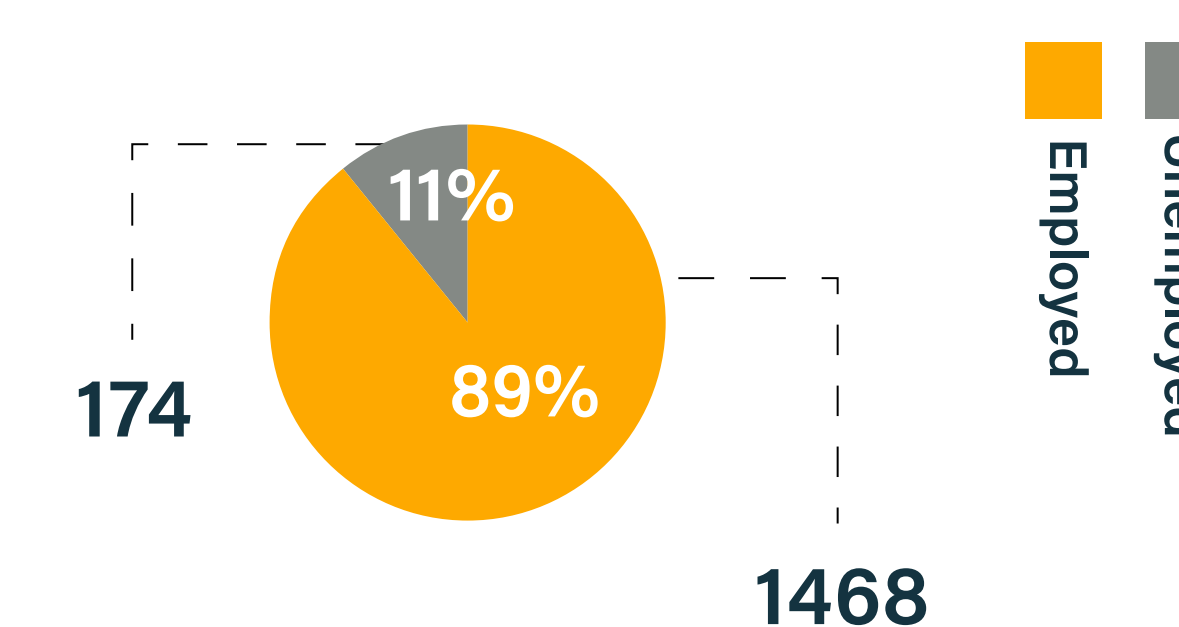
Total of CS

94

Total Data of Unemployed Graduates



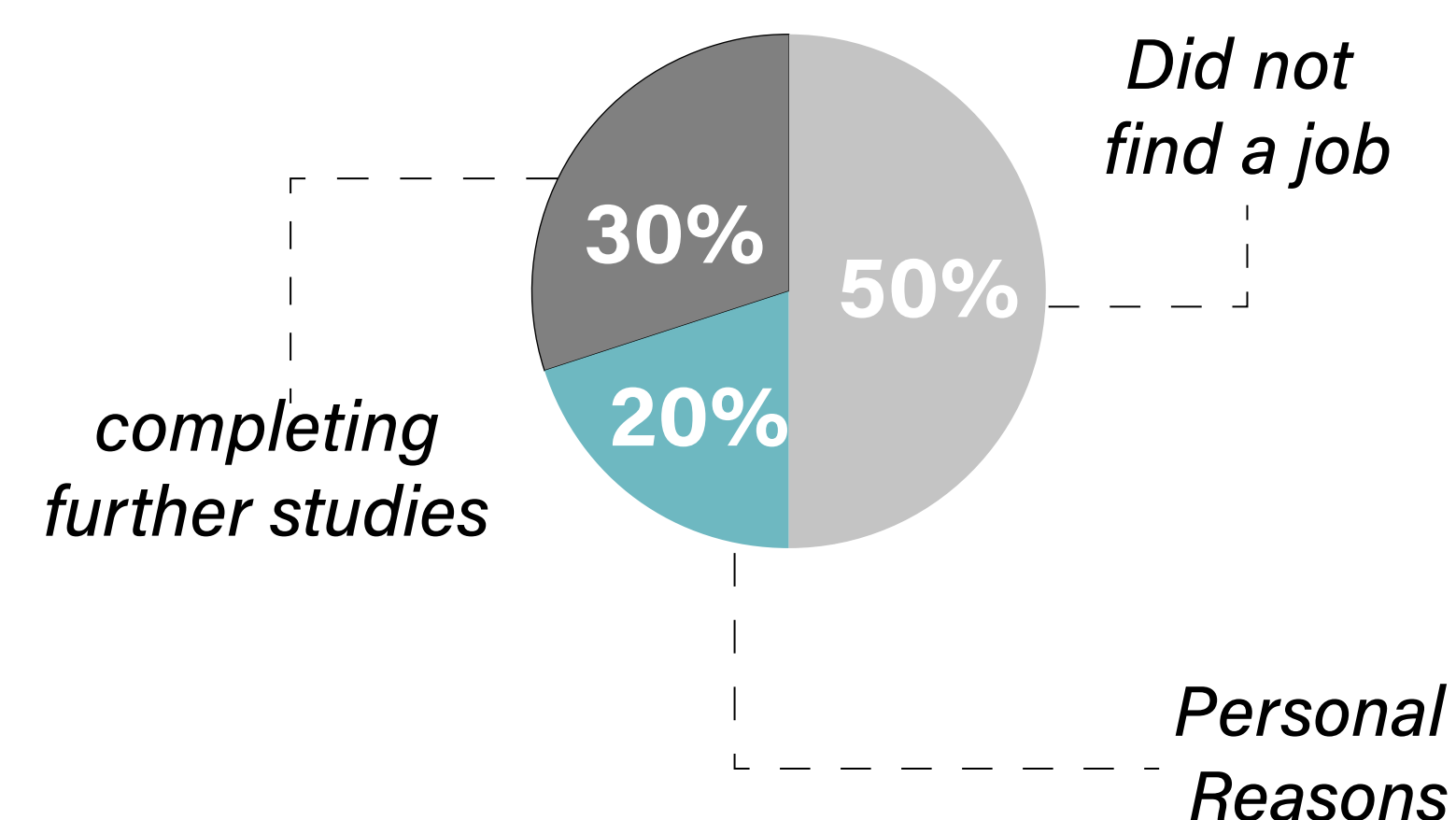
Total Data of Employed and Unemployed Graduates



Average GPA for Unemployed

4.01

Reasons of Unemployment



Riyadh

College of Applied Medical Sciences

Grand Total CAMS Graduates	Grand Total of Employed Graduates	Grand Total of Unemployed Graduates
1901	1224	287

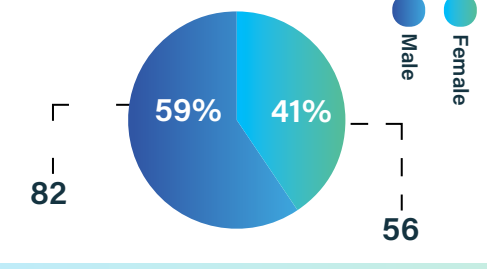
Major: Anesthesia Technology

PER YEAR	Female			Male		
	Social Insurance	Civil Service	Unemployed	Social Insurance	Civil Service	Unemployed
2017	-	-	-	10	1	0
2018	12	0	0	9	0	1
2019	11	1	1	17	0	0
2020	17	0	2	25	0	3
2021	15	0	10	20	0	21
2022	0	0	0	0	0	0
Total	55	1	13	81	1	25

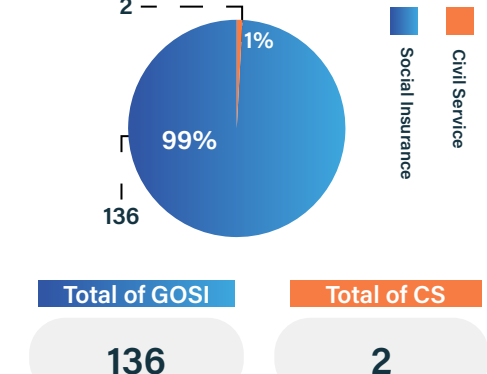
Including 39 internship 2022 graduates
Including 5 missing data.

Grand Total: 220

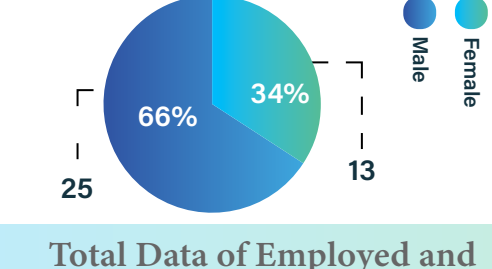
Total Data of Employed Graduates



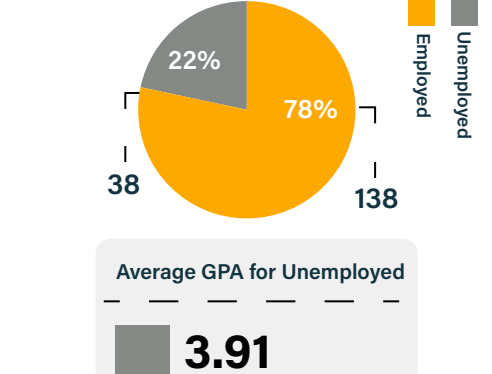
Total Data of GOSI and CS



Total Data of Unemployed Graduates



Total Data of Employed and Unemployed Graduates



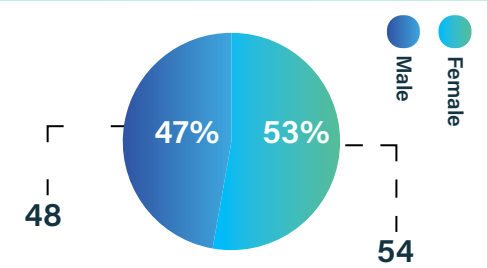
Major: Cardiovascular Technology

PER YEAR	Female			Male		
	Social Insurance	Civil Service	Unemployed	Social Insurance	Civil Service	Unemployed
2010	-	-	-	1	0	0
2014	1	2	0	-	-	-
2018	9	0	1	12	0	0
2019	14	0	0	18	0	0
2020	15	0	0	7	0	3
2021	13	0	3	10	0	7
2022	0	0	0	0	0	0
Total	52	2	4	48	0	10

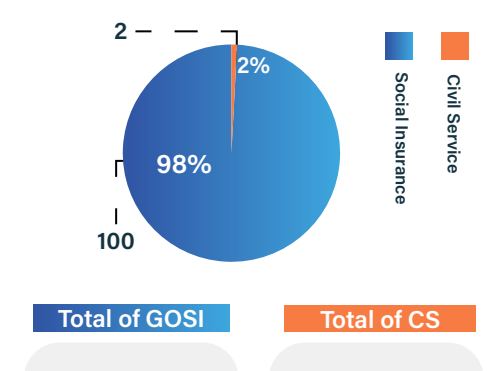
Including 25 internship 2022 graduates
Including 1 missing data.

Grand Total: 142

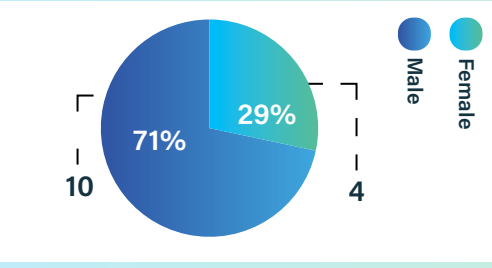
Total Data of Employed Graduates



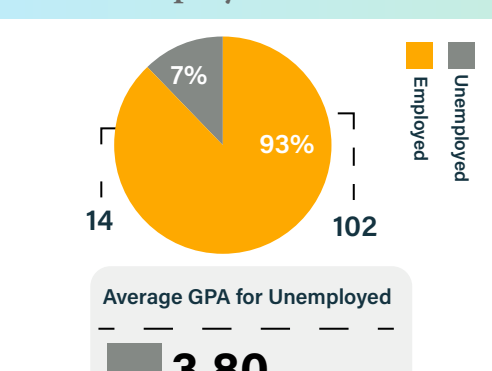
Total Data of GOSI and CS



Total Data of Unemployed Graduates



Total Data of Employed and Unemployed Graduates



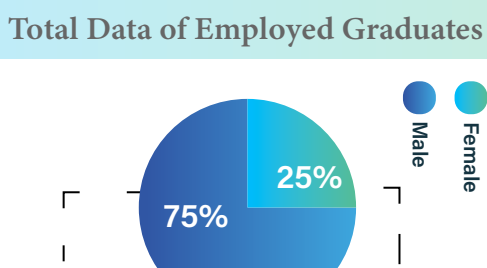
Major: Clinical Laboratory Sciences

PER YEAR	Female			Male		
	Social Insurance	Civil Service	Unemployed	Social Insurance	Civil Service	Unemployed
2011	-	-	-	9	0	0
2012	-	-	-	13	0	0
2013	-	-	-	7	1	0
2014	-	-	-	12	0	0
2015	-	-	-	8	0	0
2016	-	-	-	7	0	0
2017	3	0	0	7	0	0
2018	7	0	1	8	0	0
2019	6	0	1	3	0	1
2020	8	0	5	3	0	2
2021	3	0	10	4	0	7
2022	0	0	0	0	0	0
Total	27	0	17	81	1	10

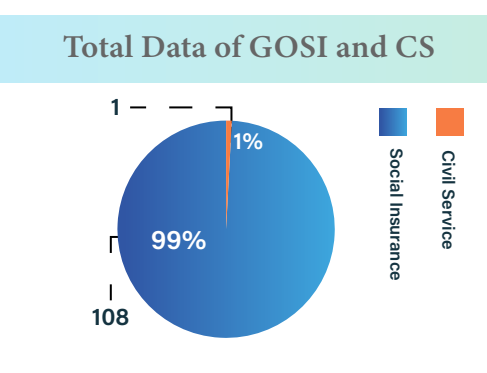
Including 24 internship 2022 graduates
Including 17 missing data.

Grand Total: 177

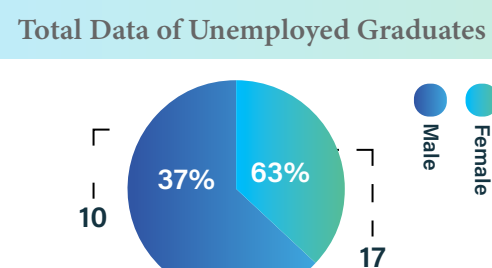
Total Data of Employed Graduates



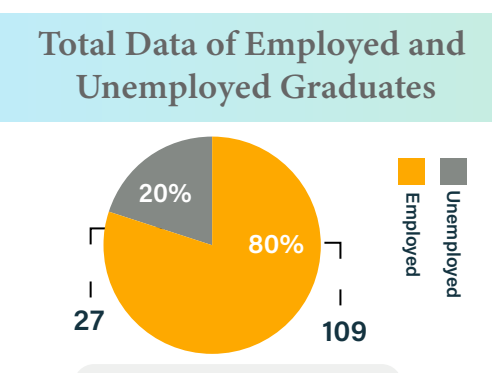
Total Data of GOSI and CS



Total Data of Unemployed Graduates



Total Data of Employed and Unemployed Graduates



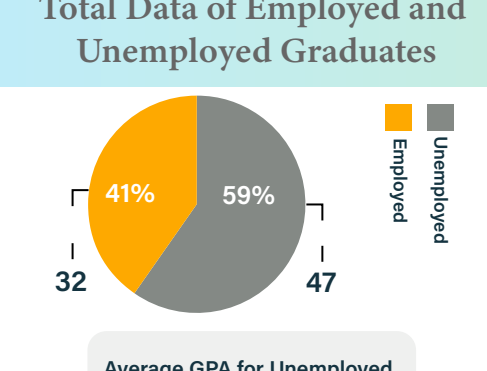
Major: Clinical Nutrition

PER YEAR	Female			Unemployed
	Social Insurance	Civil Service	Unemployed	
2017	10	0	0	0
2018	13	0	2	2
2019	9	0	4	4
2020	11	0	10	10
2021	4	0	16	16
2022	0	0	0	0
Total	47	0	32	32

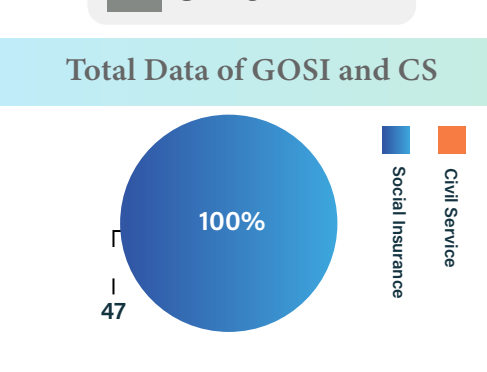
Including 9 internship 2022 graduates
Including 10 missing data.

Grand Total: 98

Total Data of Employed and Unemployed Graduates



Total Data of GOSI and CS



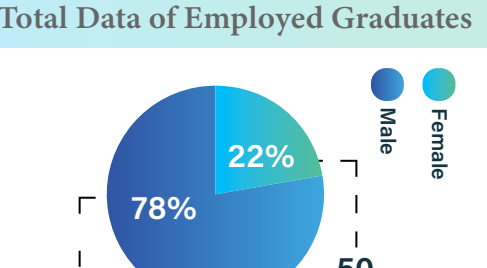
Major: Emergency Medical Services

PER YEAR	Female			Male		
	Social Insurance	Civil Service	Unemployed	Social Insurance	Civil Service	Unemployed
2011	-	-	-	8	0	0
2012	-	-	-	11	0	0
2013	-	-	-	10	1	0
2014	-	-	-	4	3	0
2015	-	-	-	5	0	0
2016	-	-	-	9	2	0
2017	2	0	0	5	16	0
2018	12	0	0	20	0	1
2019	9	0	0	27	0	5
2020	17	0	1	36	0	7
2021	10	0	6	16	0	30
2022	0	0	0	0	0	0
Total	50	0	7	151	22	43

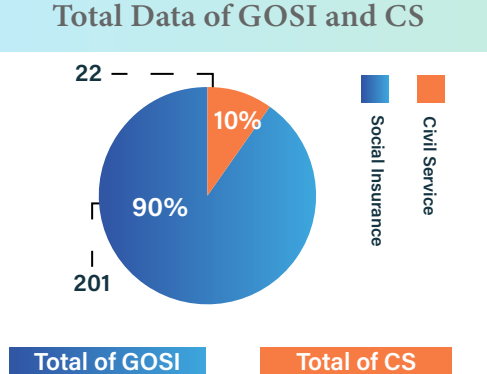
Including 38 internship 2022 graduates
Including 27 missing data.

Grand Total: 338

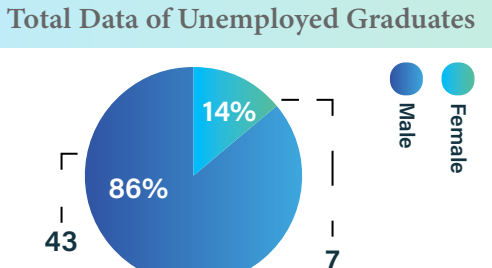
Total Data of Employed Graduates



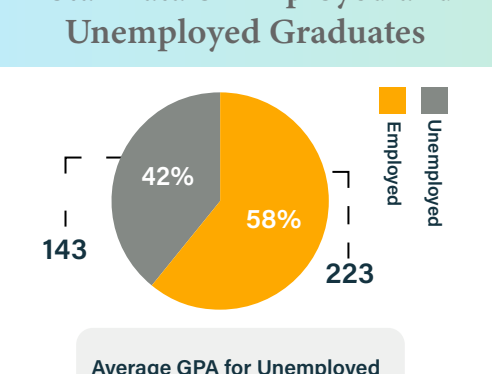
Total Data of GOSI and CS



Total Data of Unemployed Graduates



Total Data of Employed and Unemployed Graduates



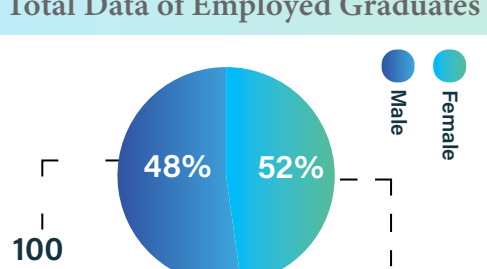
Major: Occupational Therapy

PER YEAR	Female			Male		
	Social Insurance	Civil Service	Unemployed	Social Insurance	Civil Service	Unemployed
2016	-	-	-	7	0	0
2017	16	2	0	10	3	0
2018	21	1	1	15	4	1
2019	20	2	3	16	0	1
2020	30	0	0	24	0	3
2021	17	0	12	21	0	14
2022	0	0	0	0	0	0
Total	104	5	16	93	7	19

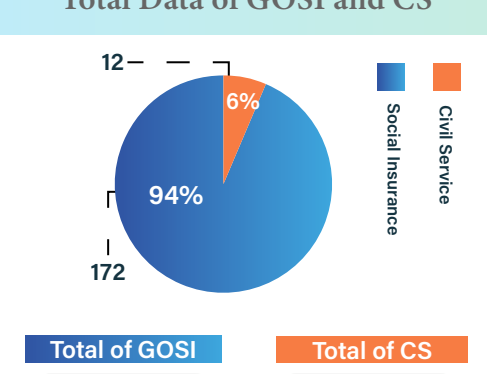
Including 43 internship 2022 graduates
Including 13 missing data.

Grand Total: 300

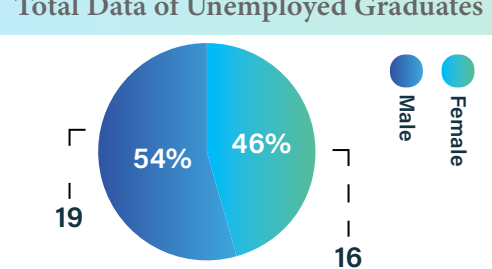
Total Data of Employed Graduates



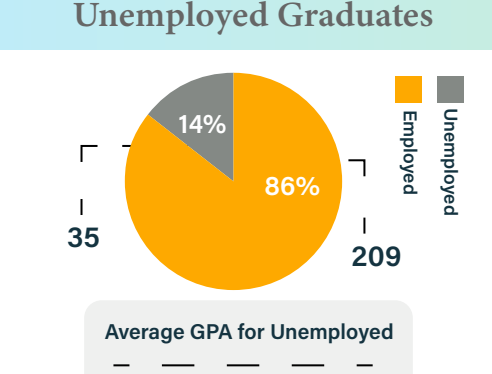
Total Data of GOSI and CS



Total Data of Unemployed Graduates



Total Data of Employed and Unemployed Graduates



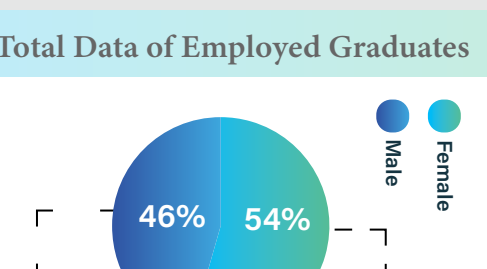
Major: Radiological Science

PER YEAR	Female			Male		
	Social Insurance	Civil Service	Unemployed	Social Insurance	Civil Service	Unemployed
2017	-	-	-	7	0	0
2018	8	0	0	7	0	2
2019	9	0	0	9	0	5
2020	22	0	2	13	0	5
2021	12	0	13	7	0	21
2022	0	0	0	0	0	0
Total	51	0	15	43	0	33

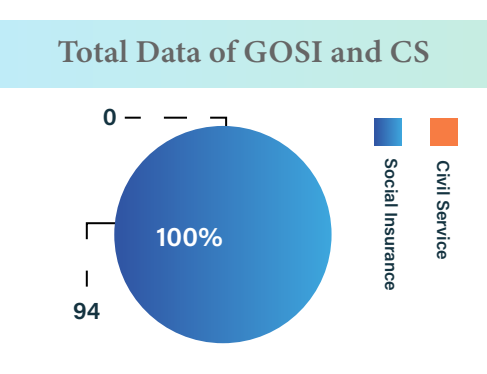
Including 40 internship 2022 graduates
Including 8 missing data.

Grand Total: 190

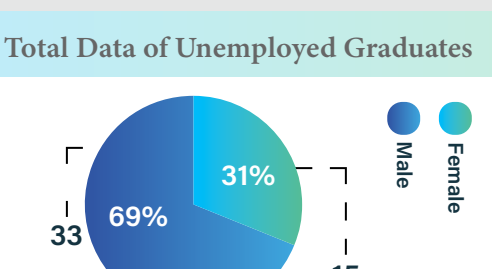
Total Data of Employed Graduates



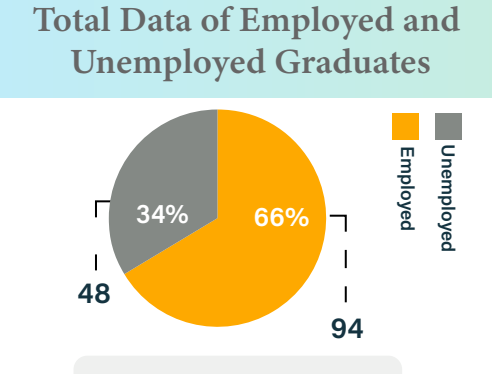
Total Data of GOSI and CS



Total Data of Unemployed Graduates



Total Data of Employed and Unemployed Graduates



Major: Respiratory Therapy

PER YEAR	Female			Male		
	Social Insurance	Civil Service	Unemployed	Social Insurance	Civil Service	Unemployed
2011	-	-	-	13	0	0
2012	-	-	-	11	1	0
2013	-	-	-	12	0	0
2014	-	-	-	5	0	0
2015	-	-	-	14	0	0
2016	-	-	-	6	0	0
2017	12	0	0	28	0	1
2018	21	0	1	28	2	2
2019	22	0	1	26	0	1
2020	29	0	4	32	0	2
2021	17	0	11	23	0	20
2022	0	0	0	0	0	0
Total	101	0	17	198	3	26

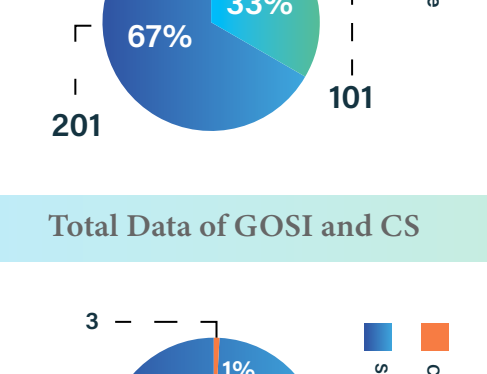
Including 54 internship 2022 graduates
Including 37 missing data.

Grand Total: 436

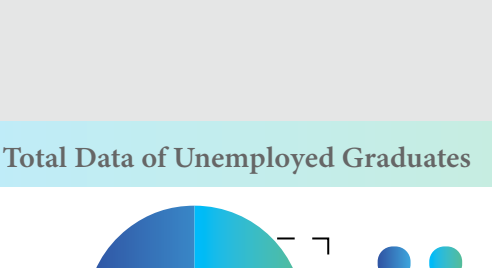
Total Data of Employed Graduates



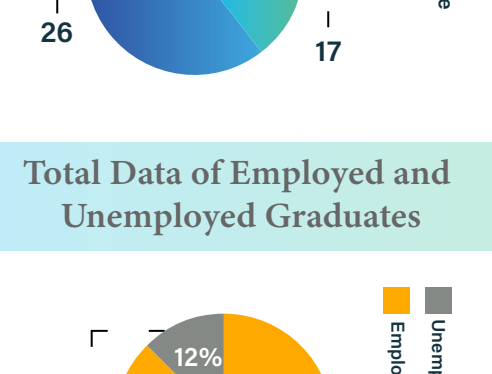
Total Data of GOSI and CS



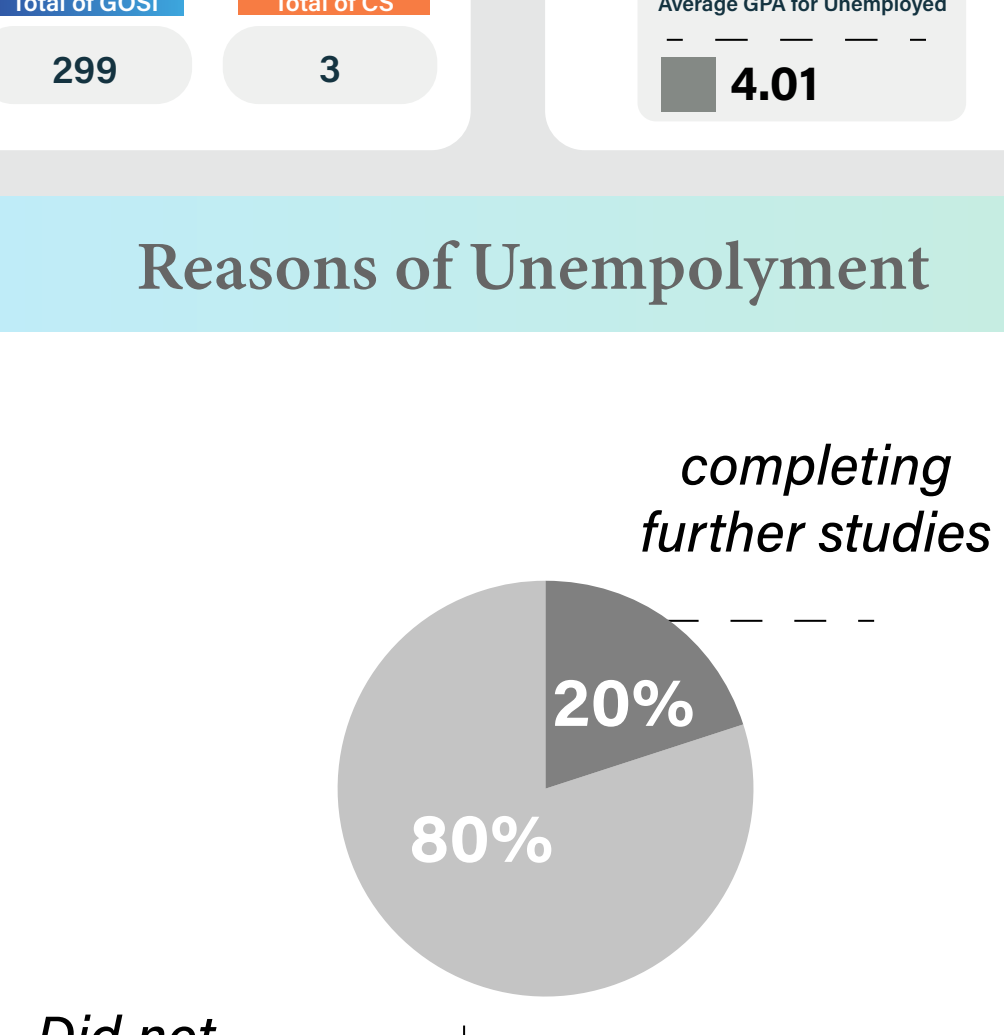
Total Data of Unemployed Graduates



Total Data of Employed and Unemployed Graduates



Reasons of Unemployment



Riyadh College of Nursing



إحصائيات وبيانات
خريجي جامعة الملك
سعود بن عبدالعزيز
للعلوم الصحية
كلية التمريض

Statistics and Data of
Graduates of King Saud
bin Abdulaziz University
for Health Sciences
CON



وحدة الخريجين
Alumni Unit

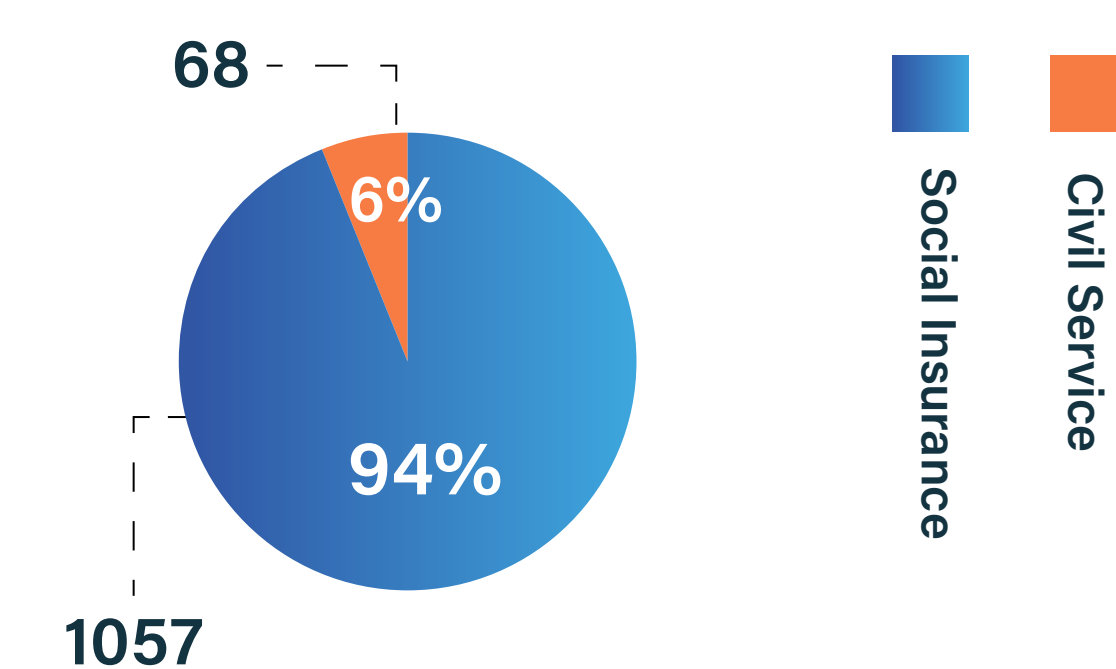


PER YEAR	Female		
	Social Insurance	Civil Service	Unemployed
2002	36	6	14
2003	66	12	10
2004	43	3	11
2005	42	8	10
2006	73	10	2
2007	37	10	7
2009	8	2	0
2010	1	0	0
2012	2	0	0
2013	81	11	0
2014	47	3	0
2015	73	2	1
2016	69	1	0
2017	70	0	0
2018	127	0	0
2019	63	0	1
2020	173	0	29
2021	46	0	56
2022	0	0	0
Total	1057	68	141

+ Including 137 internship 2022 graduates
Including 127 missing data.

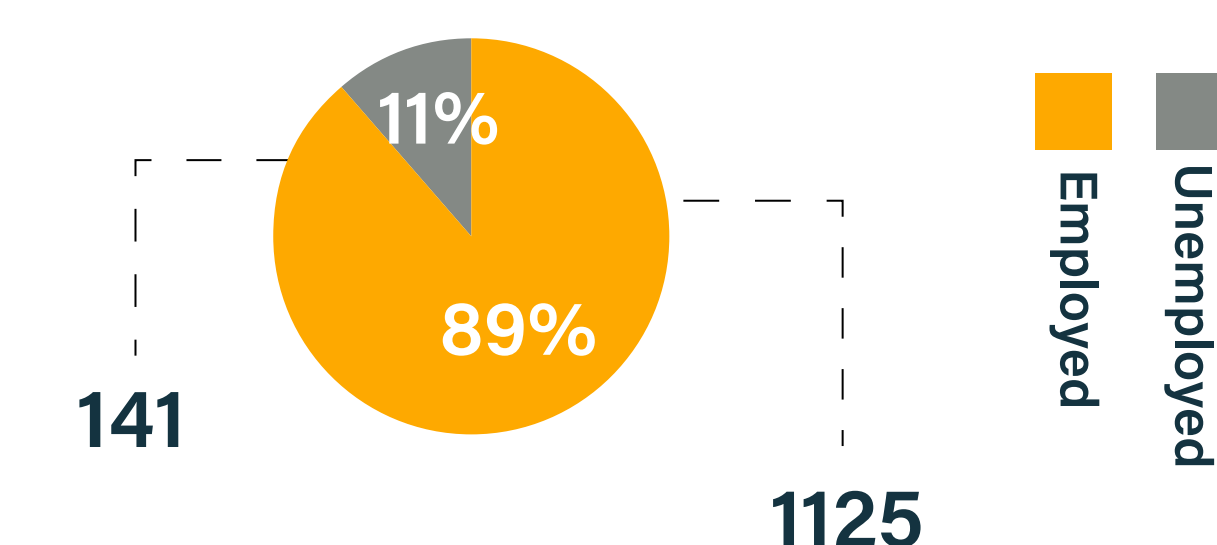
Grand Total: 1530

Total Data of GOSI and CS



Total of GOSI	Total of CS
1057	68

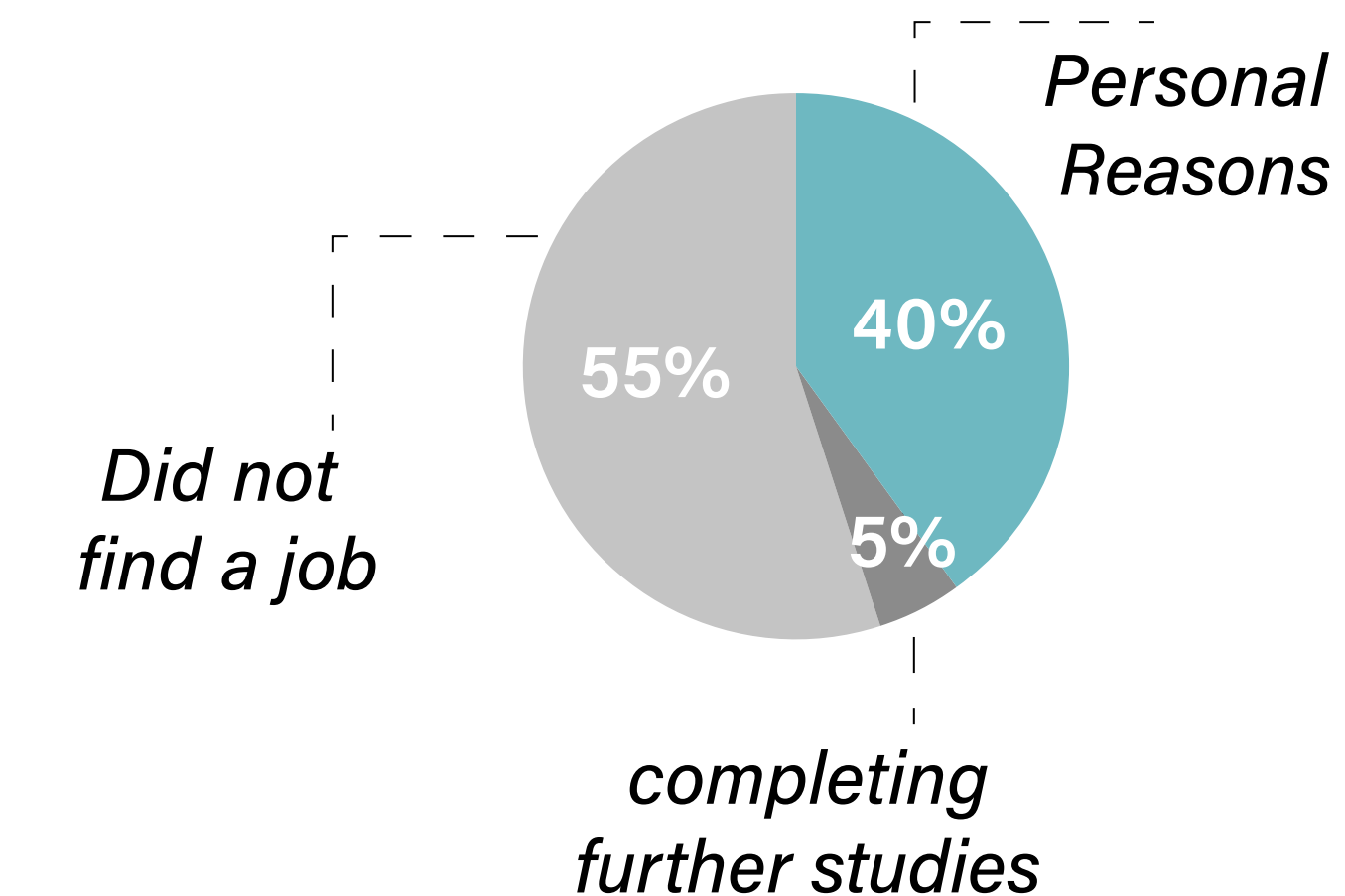
Total Data of Employed and Unemployed Graduates



Average GPA for Unemployed

3.04

Reasons of Unemployment



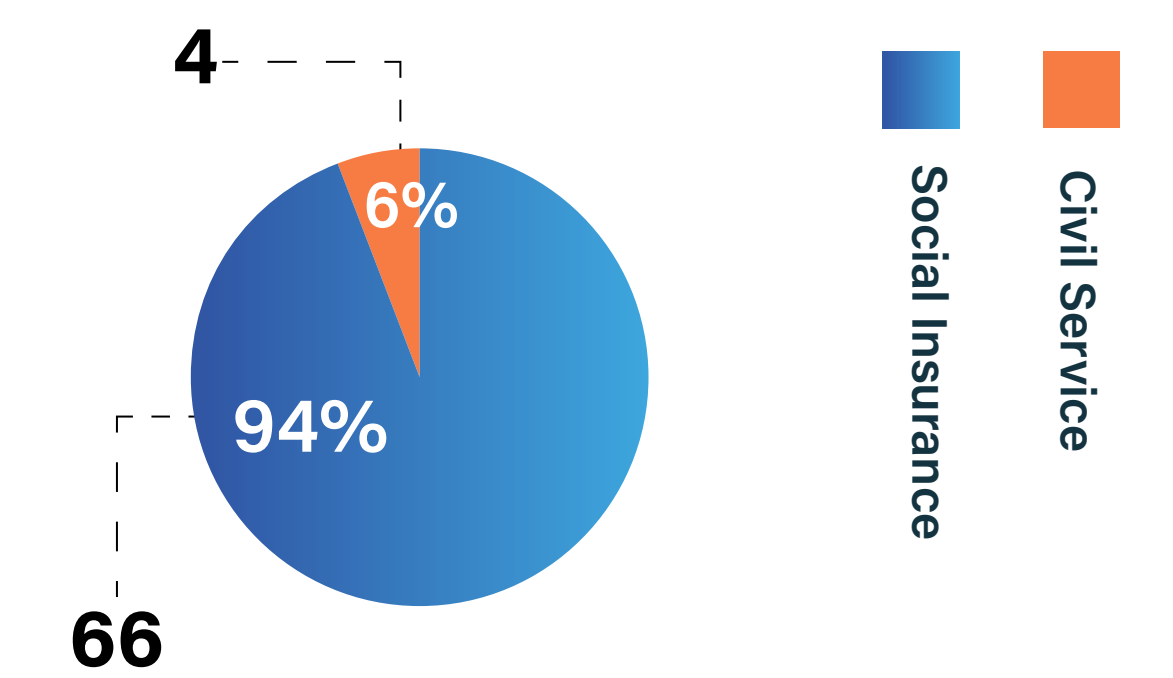


PER YEAR	Male		
	Social Insurance	Civil Service	Unemployed
2015	15	0	0
2016	7	2	0
2017	19	2	0
2018	15	0	0
2019	-	-	-
2020	-	-	-
2021	10	0	6
2022	0	0	0
Total	66	4	6

+ Including 20 internship 2022 graduates
Including 6 missing data.

Grand Total: 102

Total Data of GOSI and CS



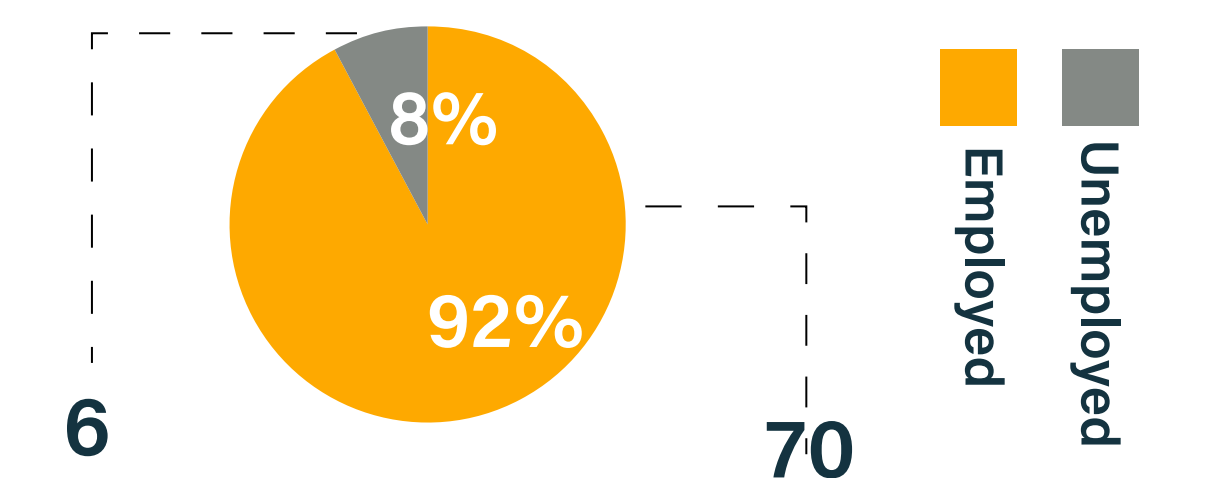
Total of GOSI

66

Total of CS

4

Total Data of Employed and Unemployed Graduates



Average GPA for Unemployed

4.04

Reasons of Unemployment

Did not
find a job

100%

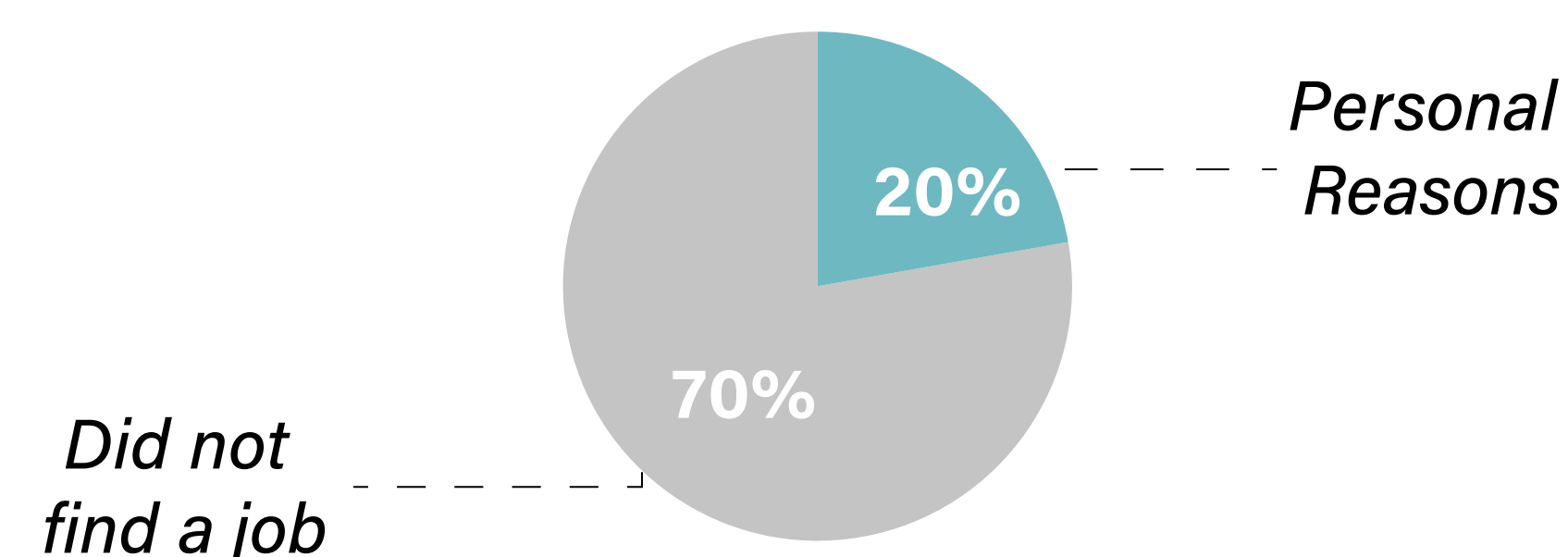


PER YEAR	Female			Male		
	Social Insurance	Civil Service	Unemployed	Social Insurance	Civil Service	Unemployed
2016	-	-	-	2	1	0
2017	-	-	-	13	1	0
2018	-	-	-	14	0	0
2019	24	1	0	13	0	0
2020	30	0	3	20	0	0
2021	32	0	1	36	0	1
2022	0	0	0	0	0	0
Total	86	1	4	98	2	1

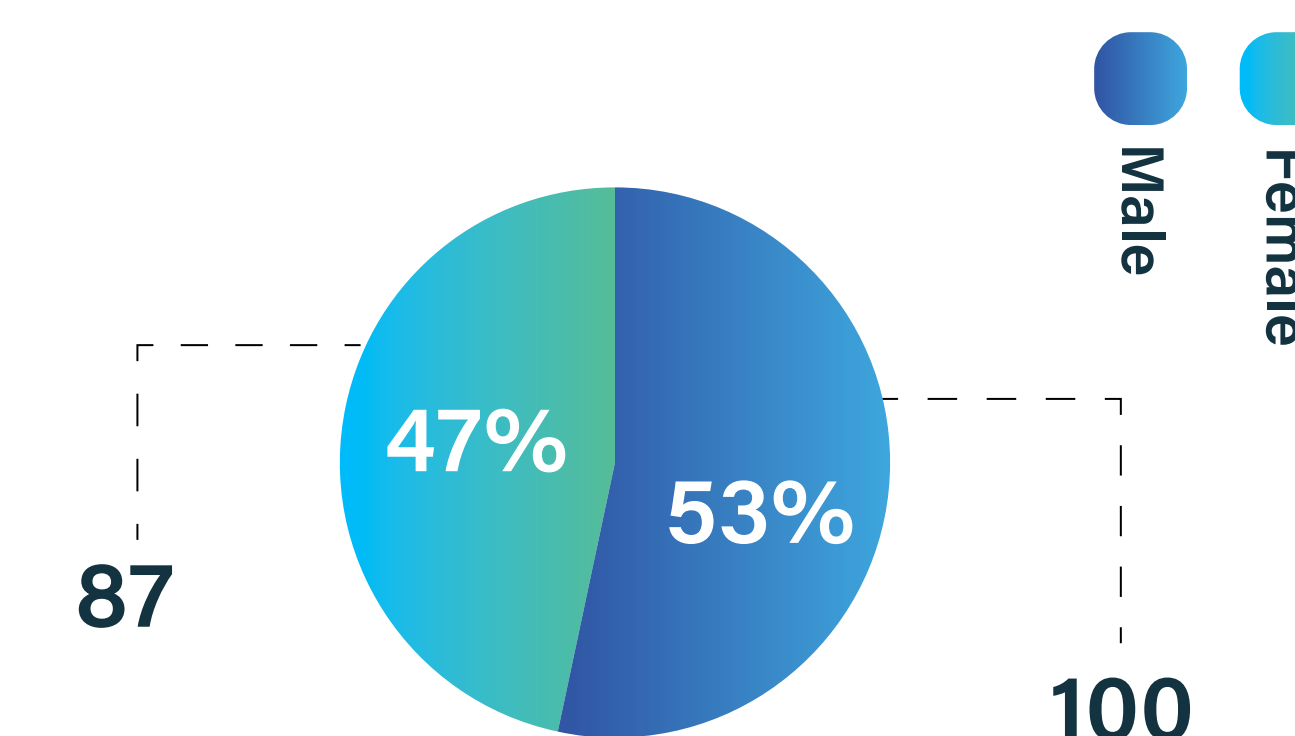
+ Including 90 internship 2022 graduates
Including 14 missing data.

Grand Total: 296

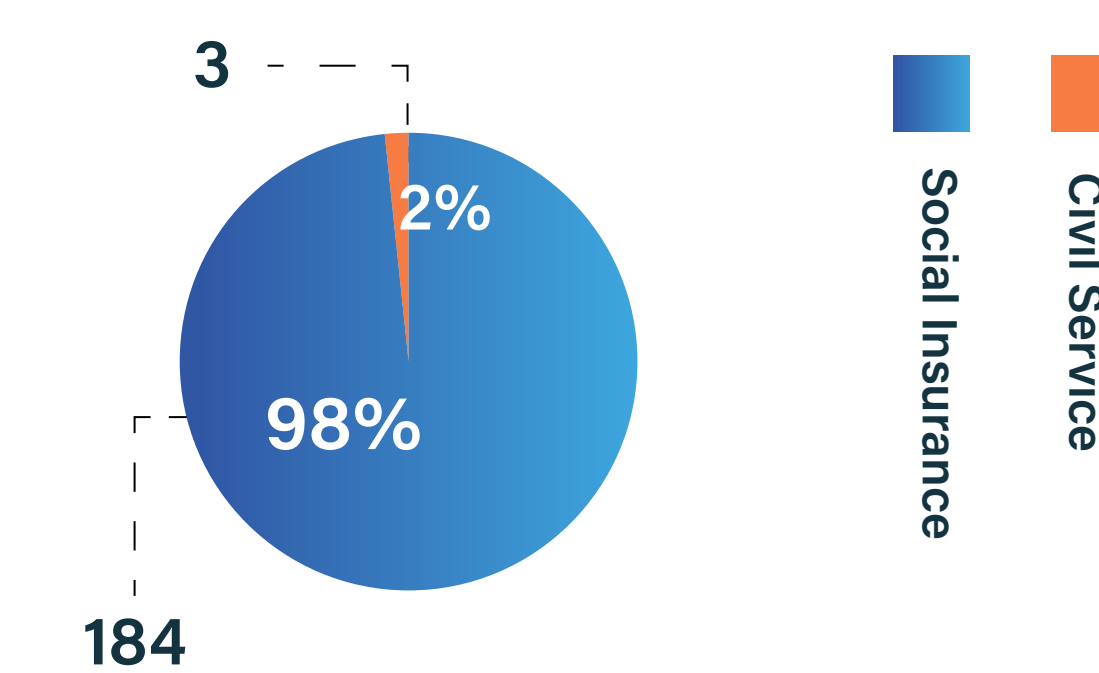
Reasons of Unemployment



Total Data of Employed Graduates

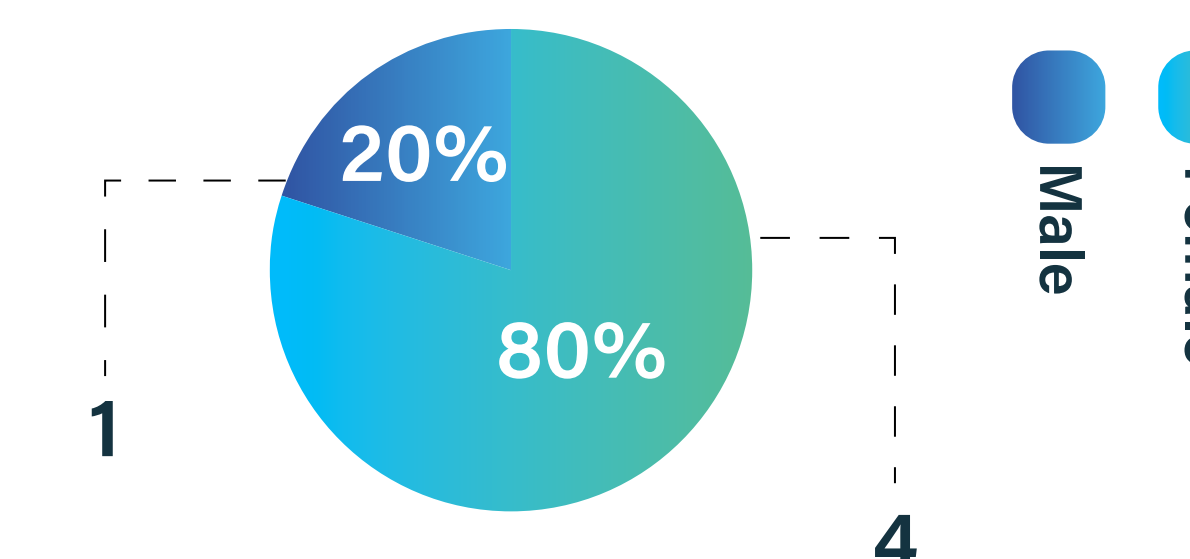


Total Data of GOSI and CS

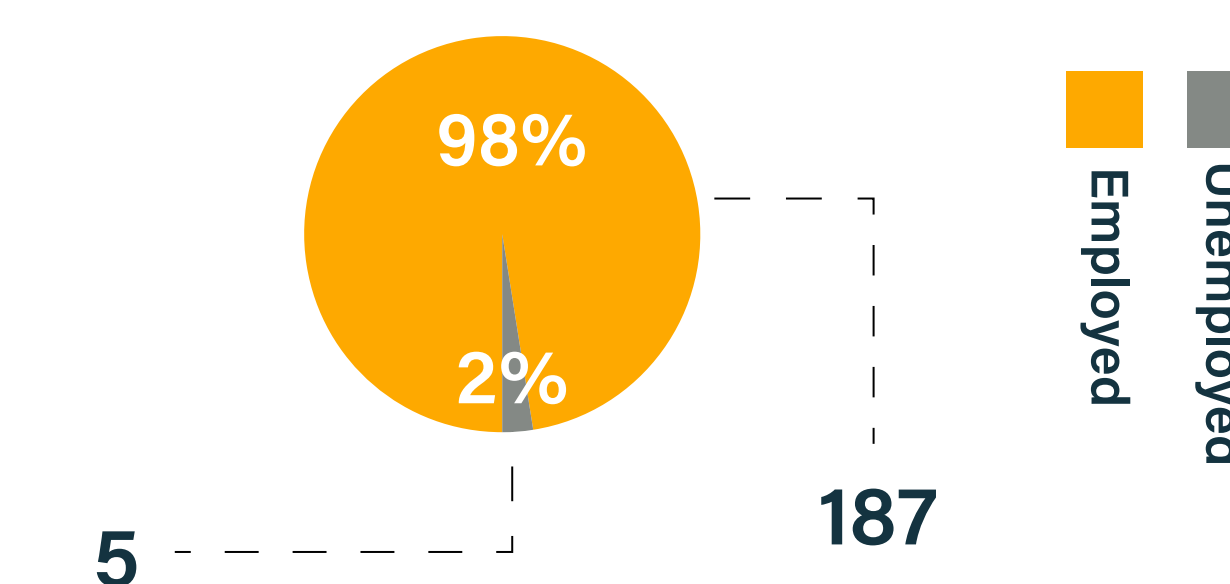


Total of GOSI: 184
Total of CS: 3

Total Data of Unemployed Graduates




Total Data of Employed and Unemployed Graduates



Average GPA for Unemployed

4.13



PER YEAR	Female			Male		
	Social Insurance	Civil Service	Unemployed	Social Insurance	Civil Service	Unemployed
2016	-	-	-	11	3	0
2017	-	-	-	15	1	0
2018	17	1	3	22	0	2
2019	32	0	0	34	0	0
2020	27	0	11	37	0	6
2021	16	0	23	16	0	23
2022	0	0	0	0	0	0
Total	92	1	37	135	4	31

+ Including 101 internship 2022 graduates
Including 18 missing data.

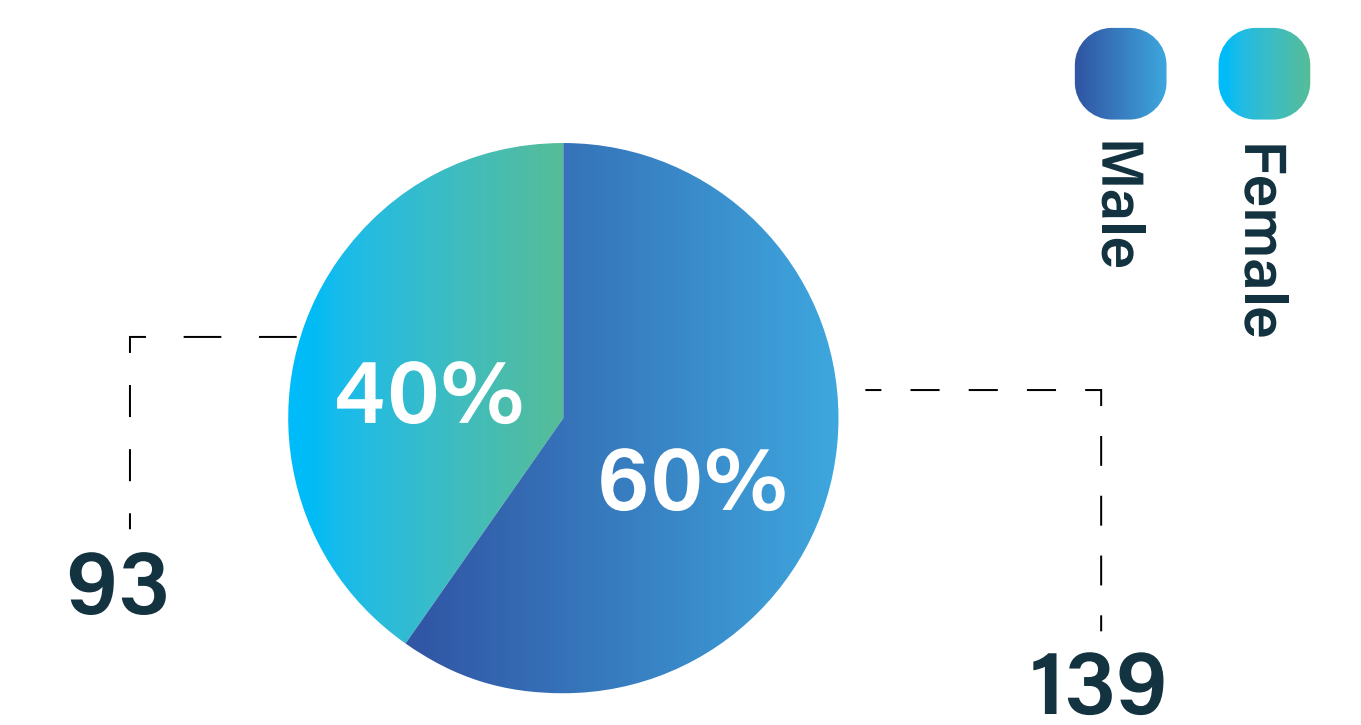
Grand Total: 419

Reasons of Unemployment

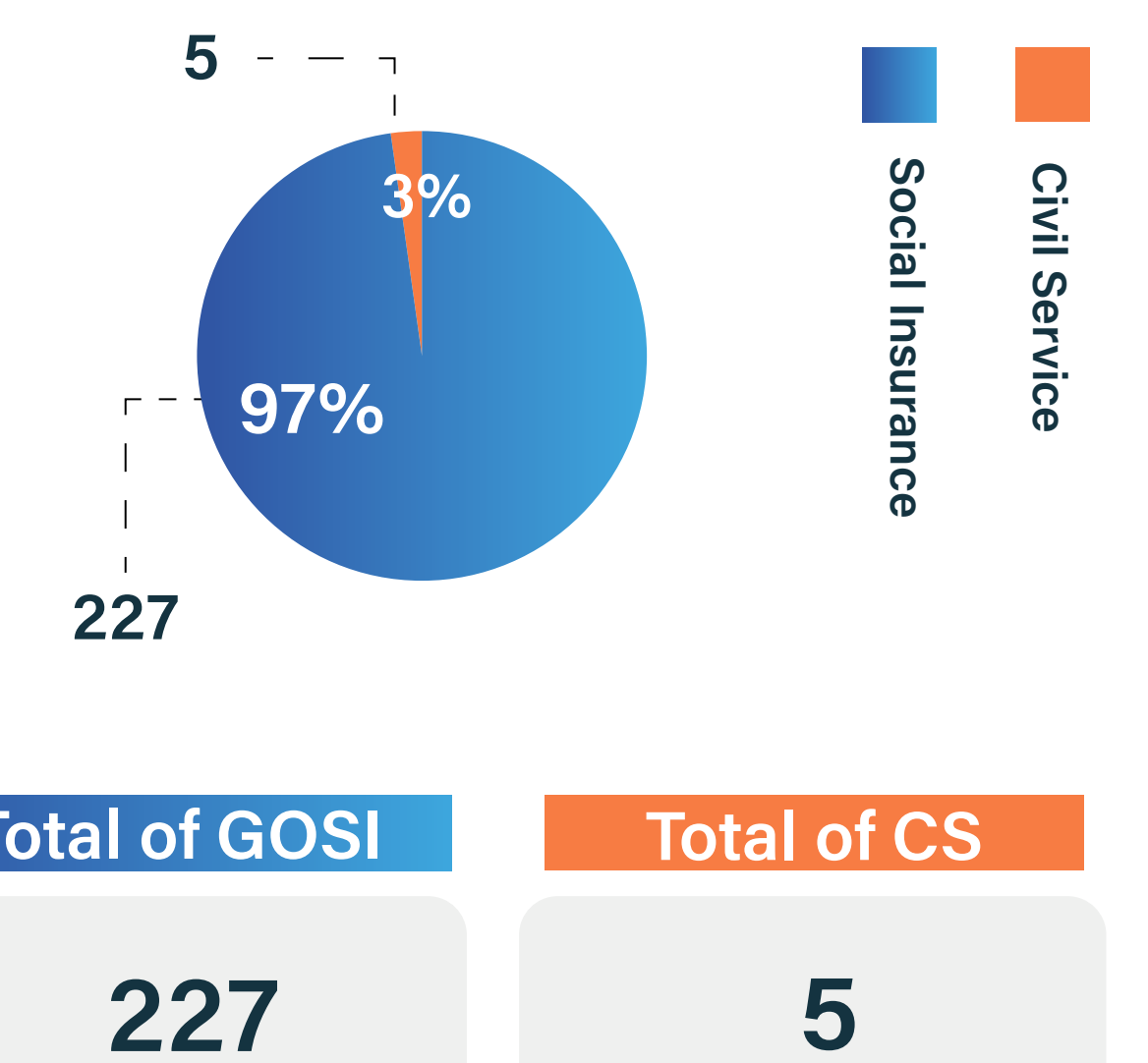
Did not
find a job

100%

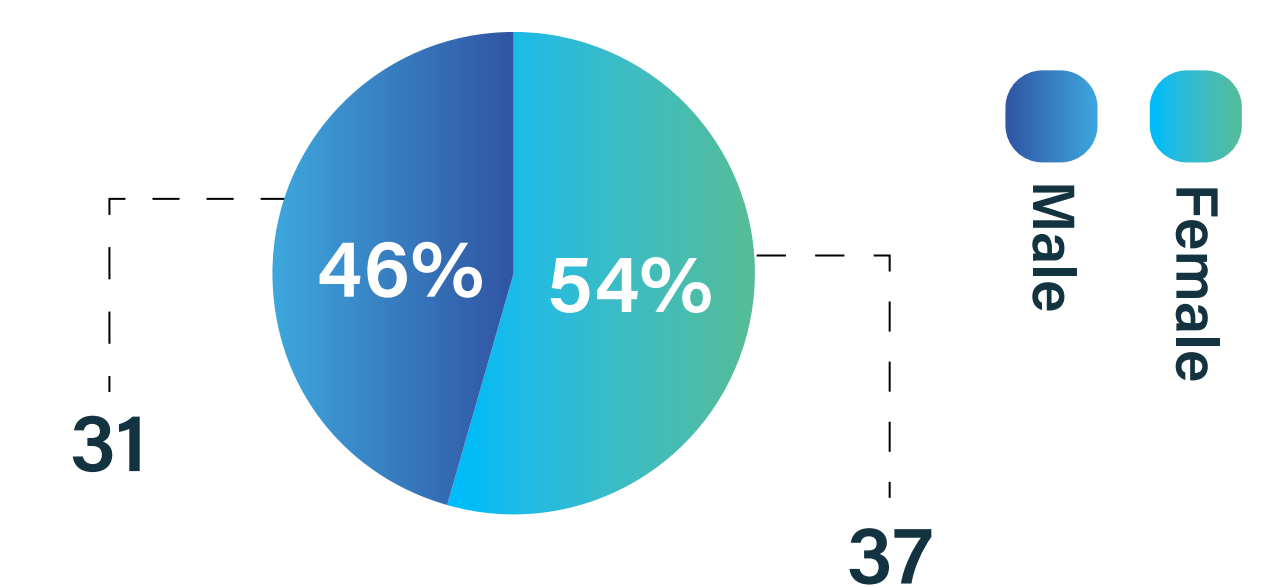
Total Data of Employed Graduates



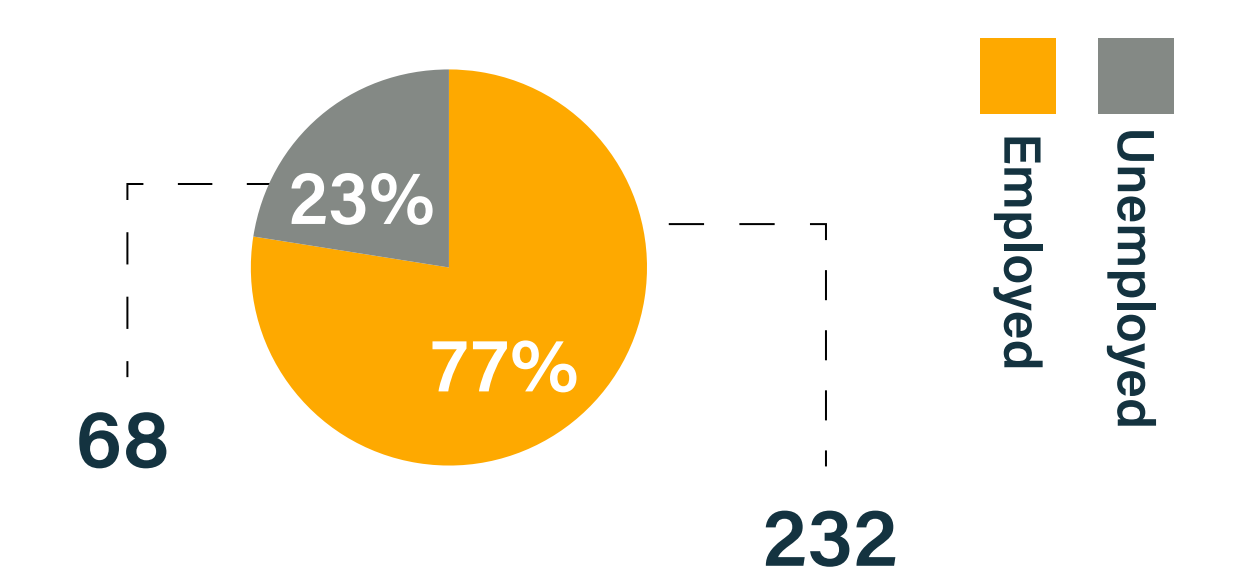
Total Data of GOSI and CS



Total Data of Unemployed Graduates



Total Data of Employed and Unemployed Graduates



Average GPA for Unemployed

4.11

Jeddah College of Medicine



إحصائيات وبيانات
خريجي جامعة الملك
سعود بن عبدالعزيز
للعلوم الصحية
كلية الطب

Statistics and Data of
Graduates of King Saud
bin Abdulaziz University
for Health Sciences
COM



وحدة الخريجين
Alumni Unit

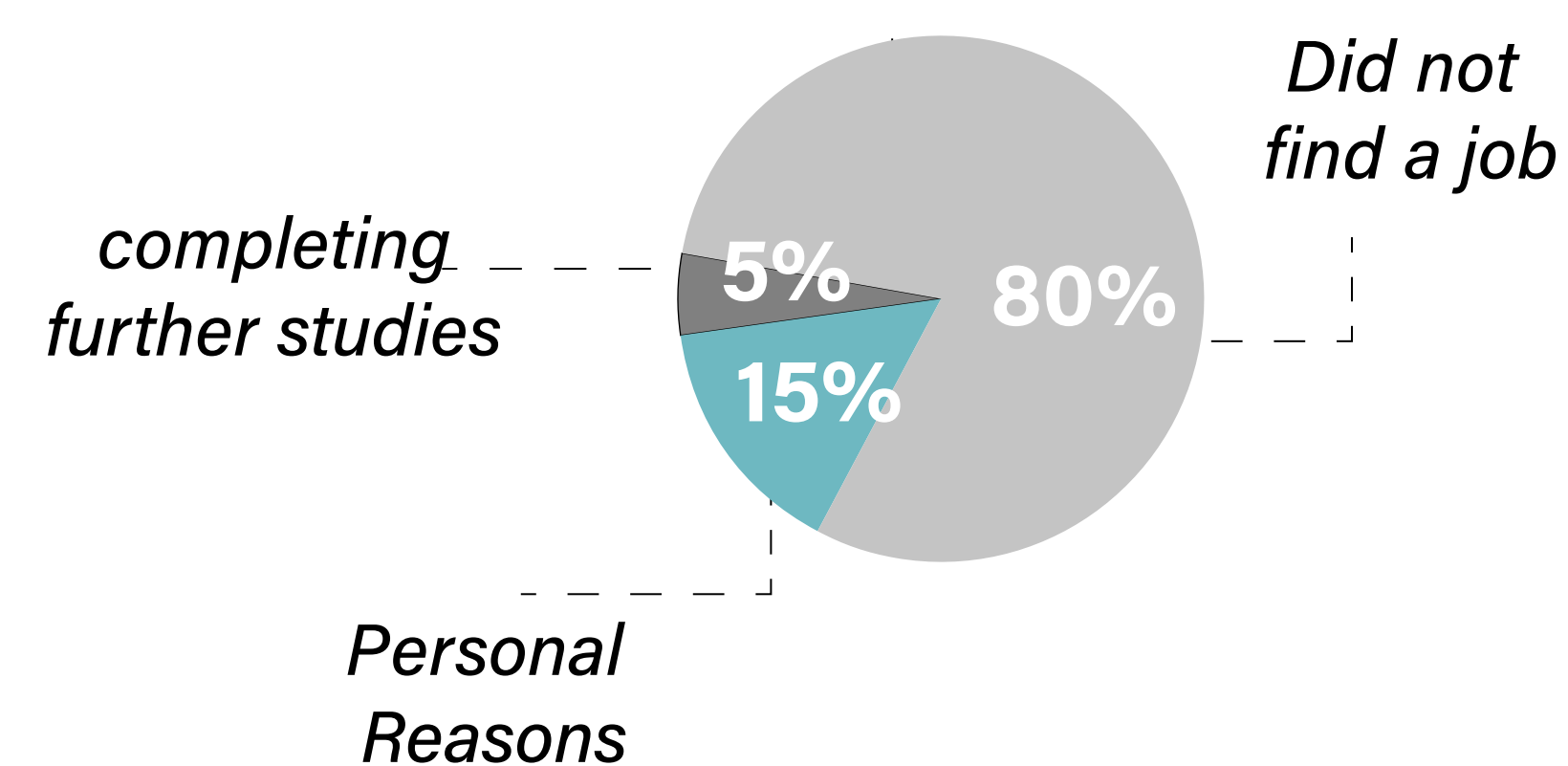


PER YEAR	Female			Male		
	Social Insurance	Civil Service	Unemployed	Social Insurance	Civil Service	Unemployed
2016	-	-	-	17	3	0
2017	-	-	-	28	1	0
2018	-	-	-	35	0	0
2019	-	-	-	52	3	0
2020	63	2	3	113	1	2
2021	61	0	9	105	0	14
2022	0	0	0	0	0	0
Total	124	2	12	350	8	16

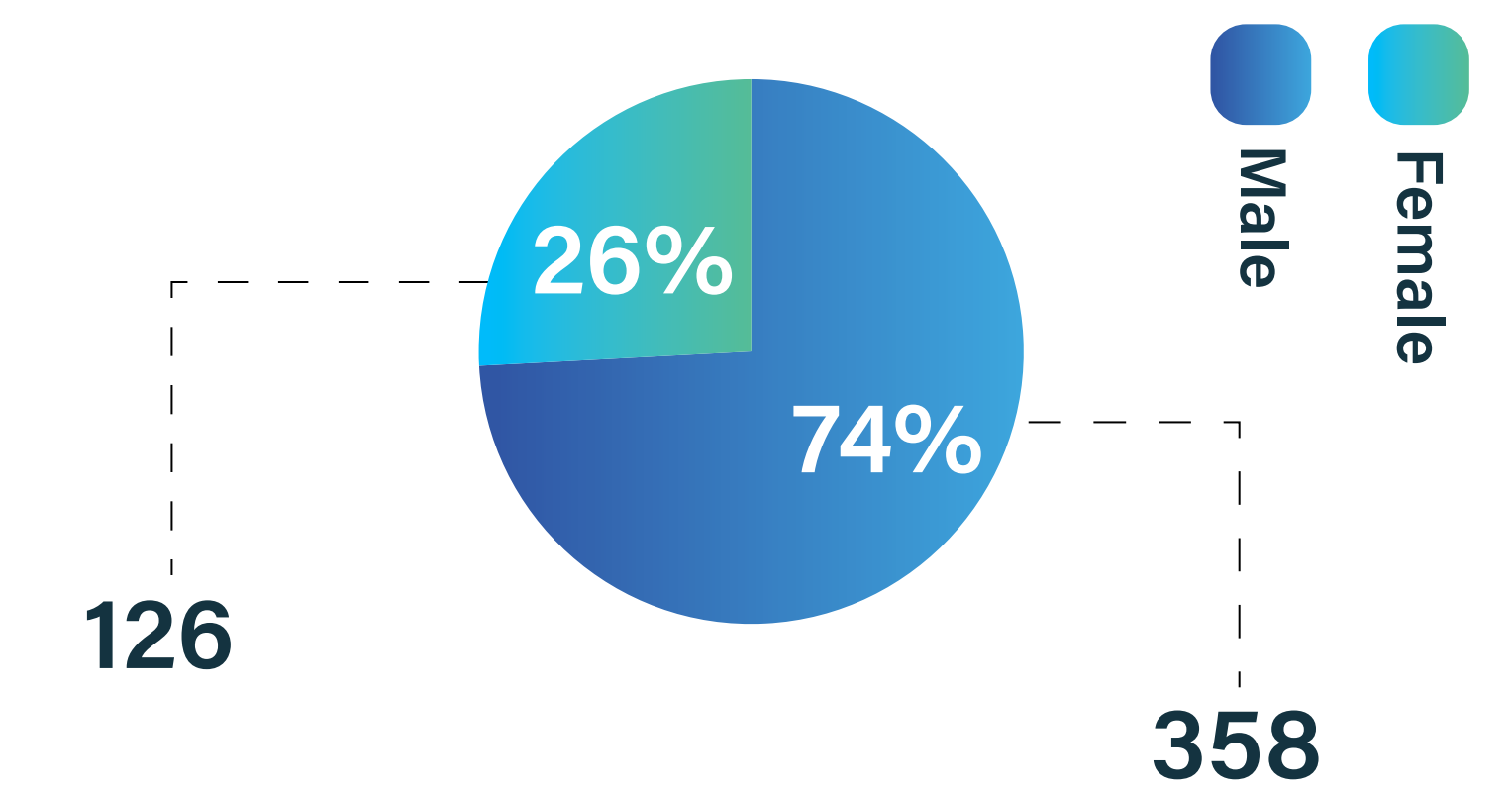
+ Including 179 internship 2022 graduates
Including 32 missing data.

Grand Total: 723

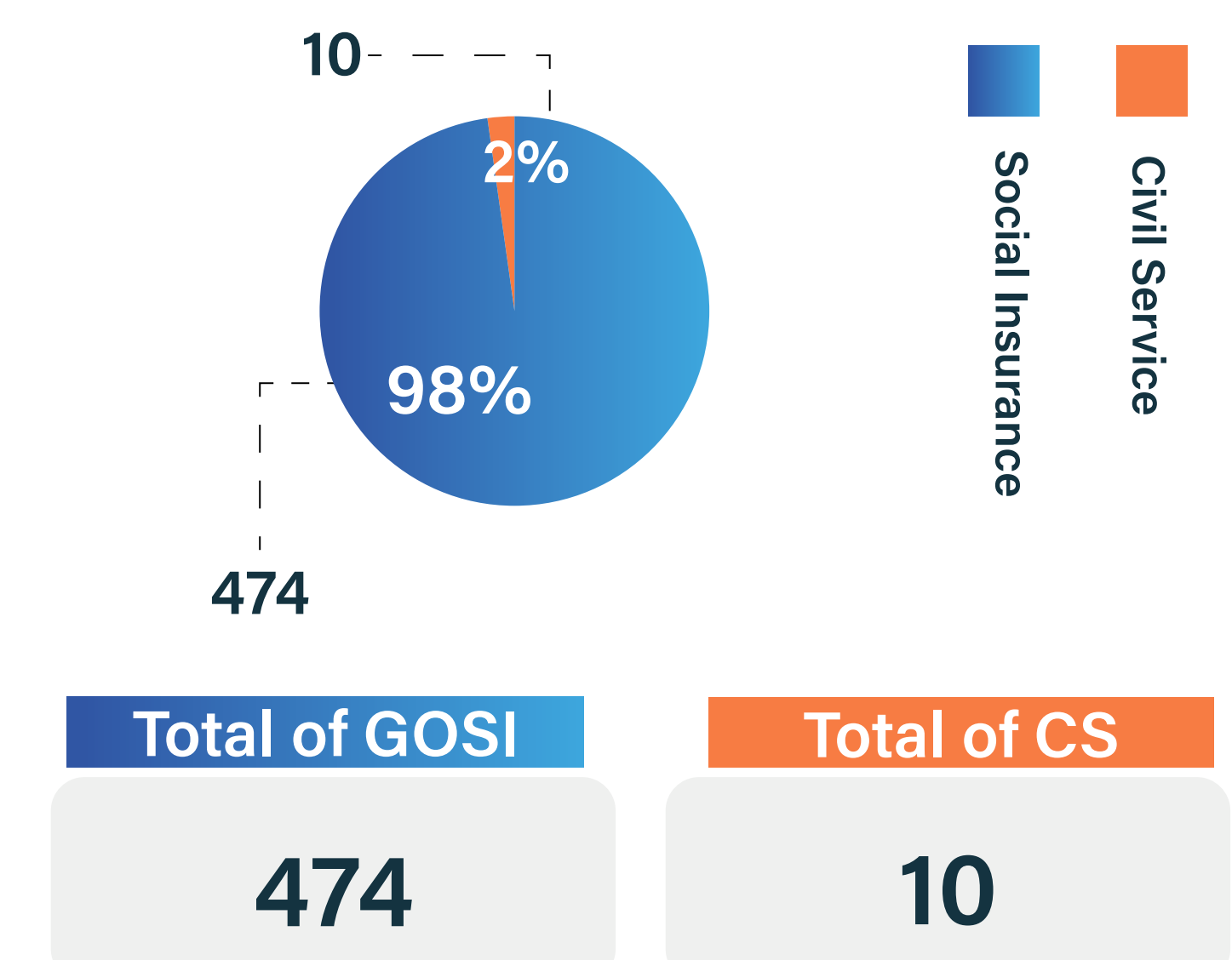
Reasons of Unemployment



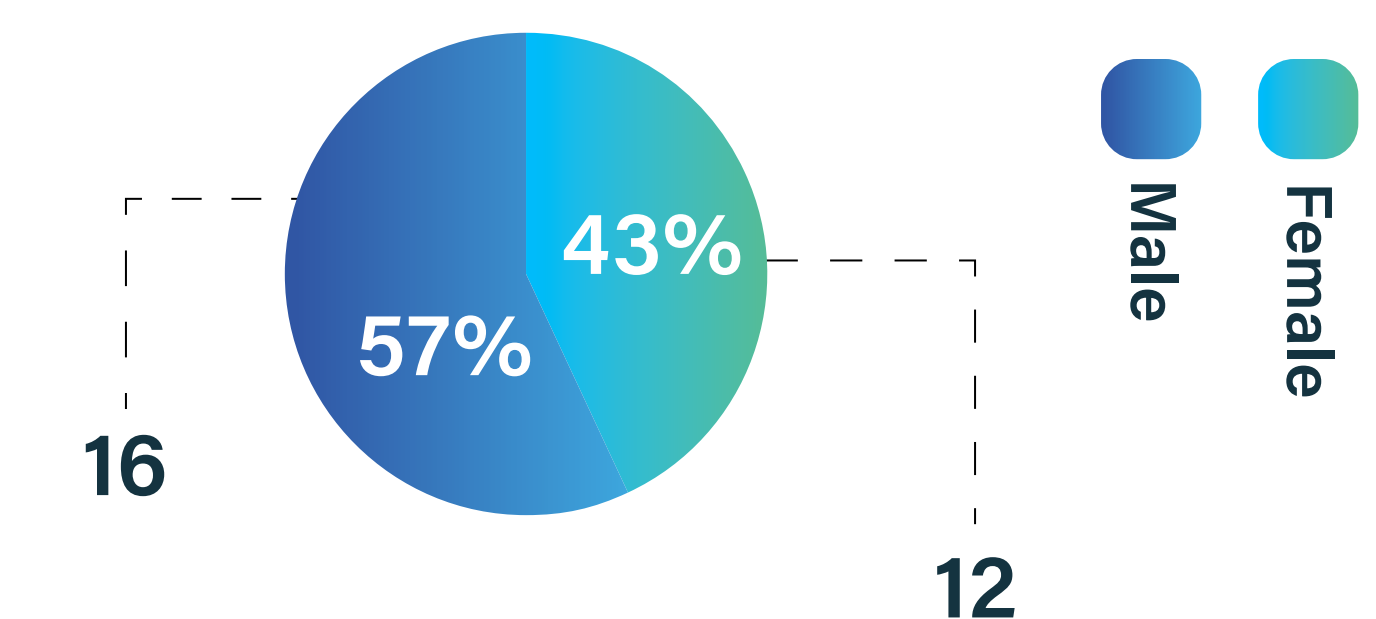
Total Data of Employed Graduates



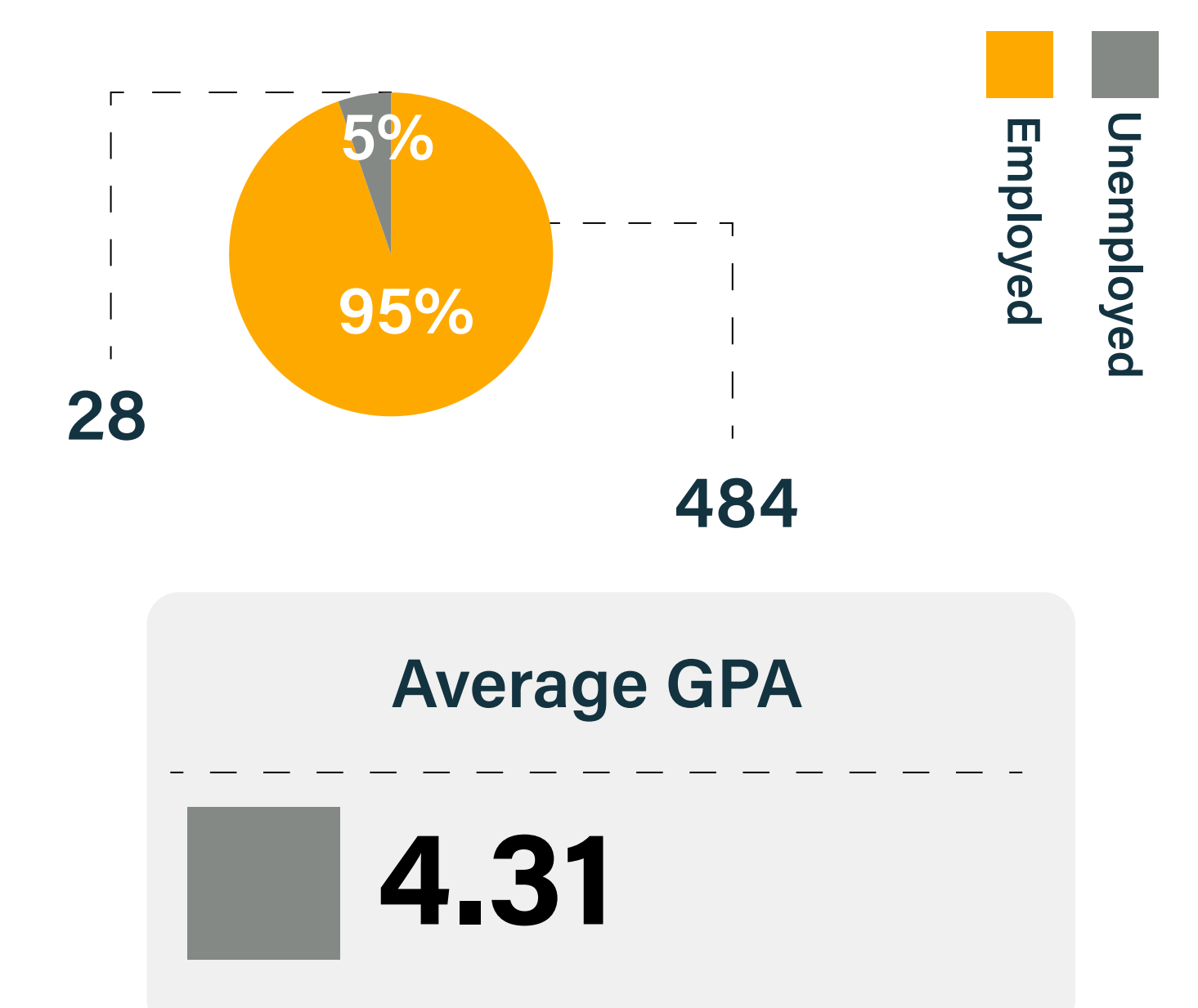
Total Data of GOSI and CS



Total Data of Unemployed Graduates



Total Data of Employed and Unemployed Graduates



Jeddah College of Applied Medical Sciences

Grand Total CAMS Graduates	Grand Total of Employed Graduates	Grand Total of Unemployed Graduates
732	371	191

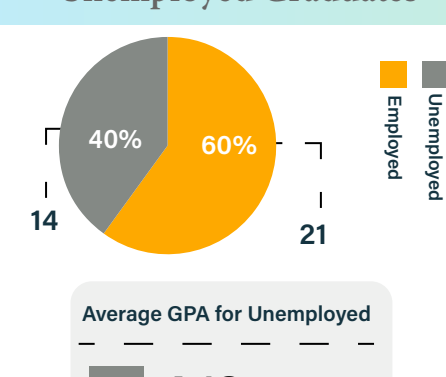
Major: Anesthesia Technology

PER YEAR	Male		
	Social Insurance	Civil Service	Unemployed
2019	10	0	3
2020	9	0	5
2021	2	0	6
2022	0	0	0
Total	21	0	14

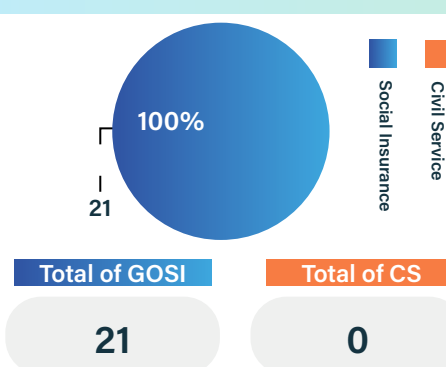
+ Including 15 internship 2022 graduates

Grand Total: 50

Total Data of Employed and Unemployed Graduates



Total Data of GOSI and CS



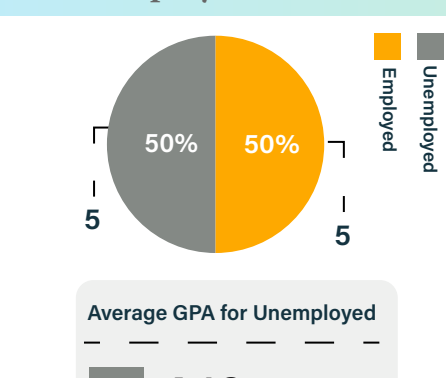
Major: Cardiovascular Technology

PER YEAR	Female		
	Social Insurance	Civil Service	Unemployed
2021	5	0	5
2022	0	0	0
Total	5	0	5

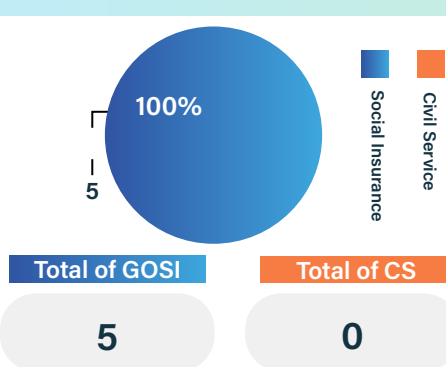
+ Including 9 internship 2022 graduates

Grand Total: 19

Total Data of Employed and Unemployed Graduates



Total Data of GOSI and CS



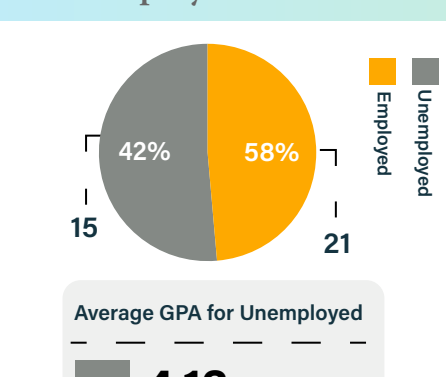
Major: Clinical Laboratory Sciences

PER YEAR	Female		
	Social Insurance	Civil Service	Unemployed
2018	8	0	3
2019	8	0	0
2020	5	0	2
2021	0	0	10
2022	0	0	0
Total	21	0	15

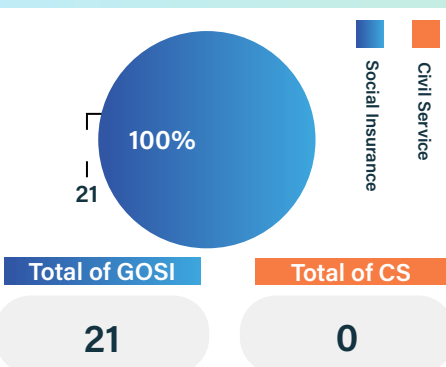
+ Including 7 internship 2022 graduates

Grand Total: 43

Total Data of Employed and Unemployed Graduates



Total Data of GOSI and CS



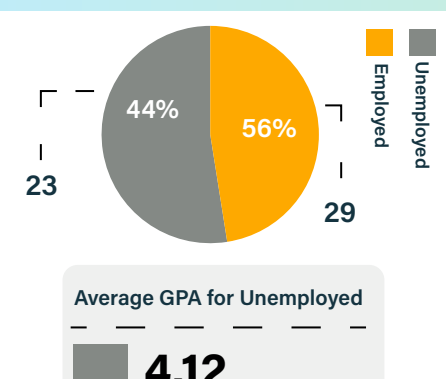
Major: Clinical Nutrition

PER YEAR	Female		
	Social Insurance	Civil Service	Unemployed
2018	15	0	3
2019	10	0	2
2020	2	0	9
2021	2	0	9
2022	0	0	0
Total	29	0	23

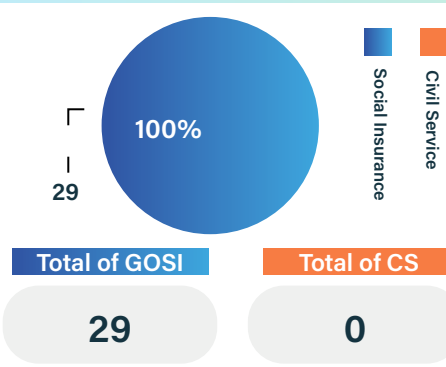
+ Including 9 internship 2022 graduates

Grand Total: 61

Total Data of Employed and Unemployed Graduates



Total Data of GOSI and CS



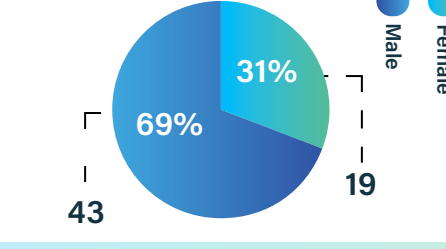
Major: Emergency Medical Services

PER YEAR	Female			Male		
	Social Insurance	Civil Service	Unemployed	Social Insurance	Civil Service	Unemployed
2018	-	-	-	6	0	3
2019	-	-	-	10	0	11
2020	15	0	1	20	0	4
2021	4	0	10	7	0	16
2022	0	0	0	0	0	0
Total	19	0	11	43	0	34

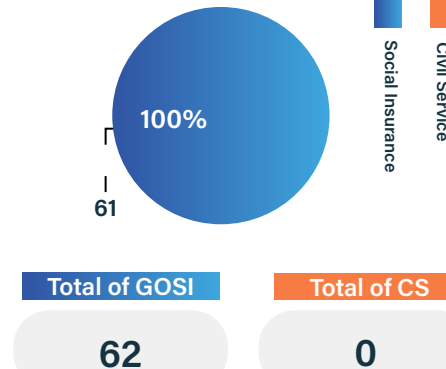
+ Including 32 internship 2022 graduates
Including 2 missing data.

Grand Total: 141

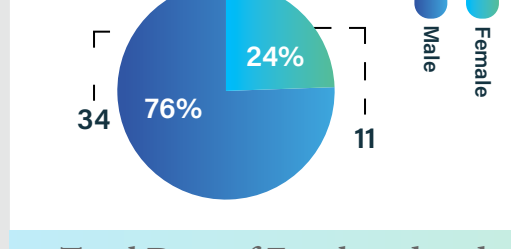
Total Data of Employed Graduates



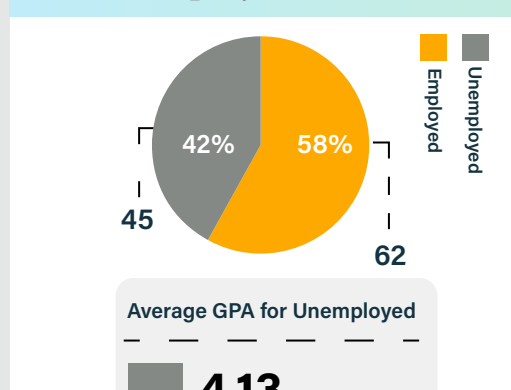
Total Data of GOSI and CS



Total Data of Unemployed Graduates



Total Data of Employed and Unemployed Graduates



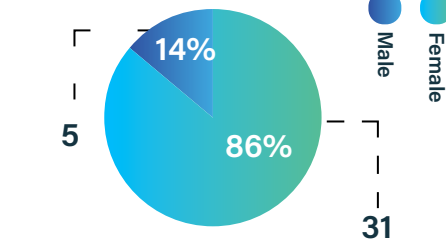
Major: Radiological Science

PER YEAR	Female			Male		
	Social Insurance	Civil Service	Unemployed	Social Insurance	Civil Service	Unemployed
2019	16	0	1	-	-	-
2020	8	0	4	3	0	4
2021	7	0	9	2	0	5
2022	0	0	0	0	0	0
Total	31	0	14	5	0	9

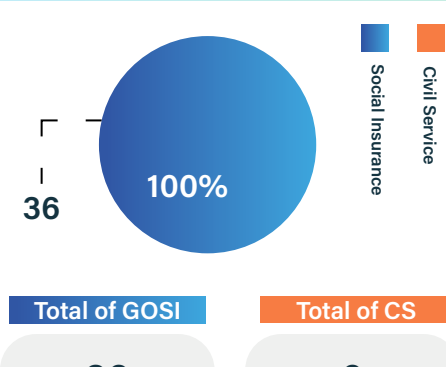
+ Including 22 internship 2022 graduates

Grand Total: 81

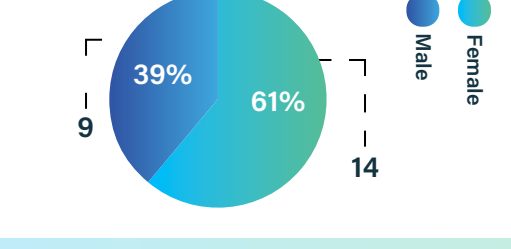
Total Data of Employed Graduates



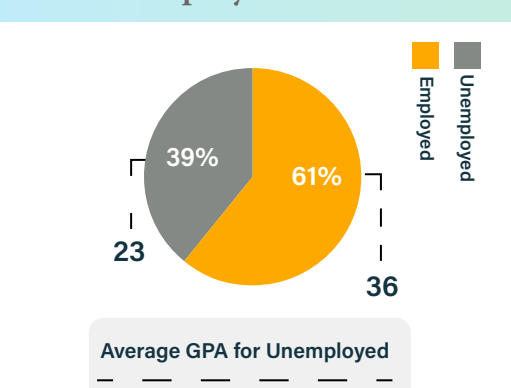
Total Data of GOSI and CS



Total Data of Unemployed Graduates



Total Data of Employed and Unemployed Graduates



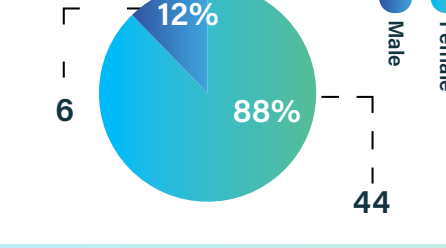
Major: Occupational Therapy

PER YEAR	Female			Male		
	Social Insurance	Civil Service	Unemployed	Social Insurance	Civil Service	Unemployed
2019	18	1	2	-	-	-
2020	16	0	5	3	0	2
2021	9	0	6	3	0	6
2022	0	0	0	0	0	0
Total	43	1	13	6	0	8

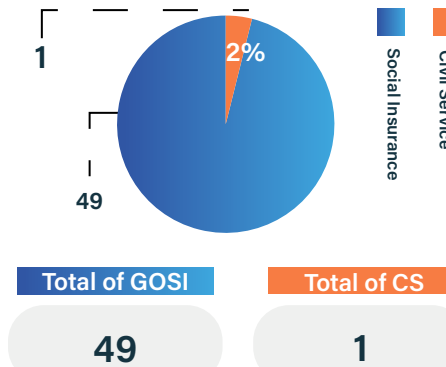
+ Including 27 internship 2022 graduates
Including 1 missing data.

Grand Total: 99

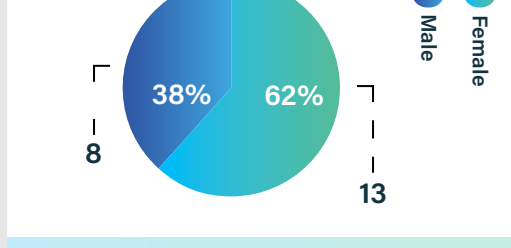
Total Data of Employed Graduates



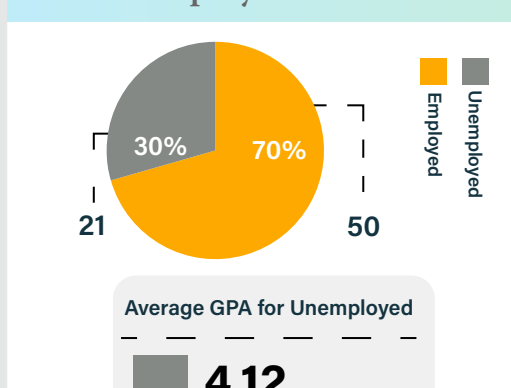
Total Data of GOSI and CS



Total Data of Unemployed Graduates



Total Data of Employed and Unemployed Graduates



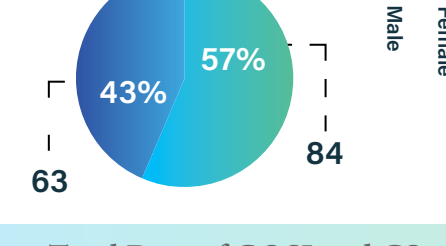
Major: Respiratory Therapy

PER YEAR	Female			Male		
	Social Insurance	Civil Service	Unemployed	Social Insurance	Civil Service	Unemployed
2018	18	0	2	13	0	0
2019	26	0	1	22	0	6
2020	26	0	4	22	0	7
2021	14	0	12	6	0	13
2022	0	0	0	0	0	0
Total	84	0	19	63	0	26

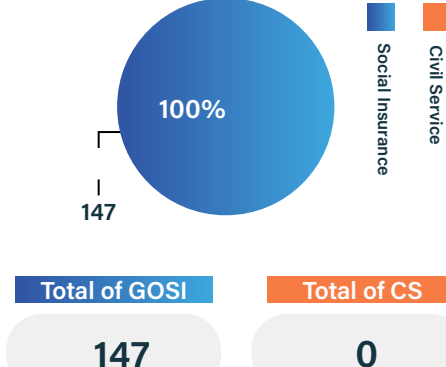
+ Including 46 internship 2022 graduates

Grand Total: 238

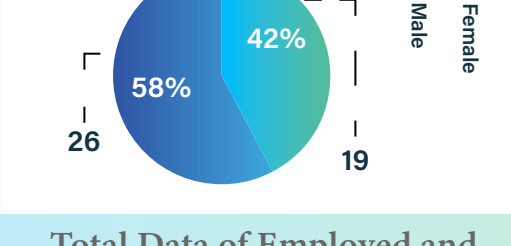
Total Data of Employed Graduates



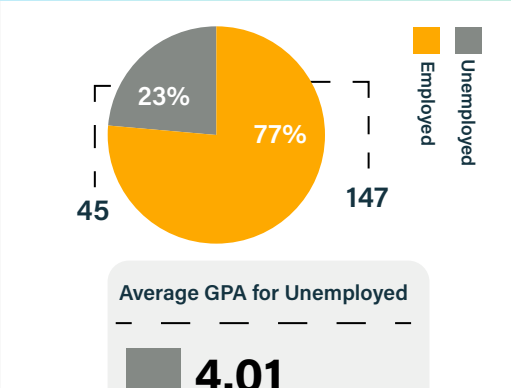
Total Data of GOSI and CS



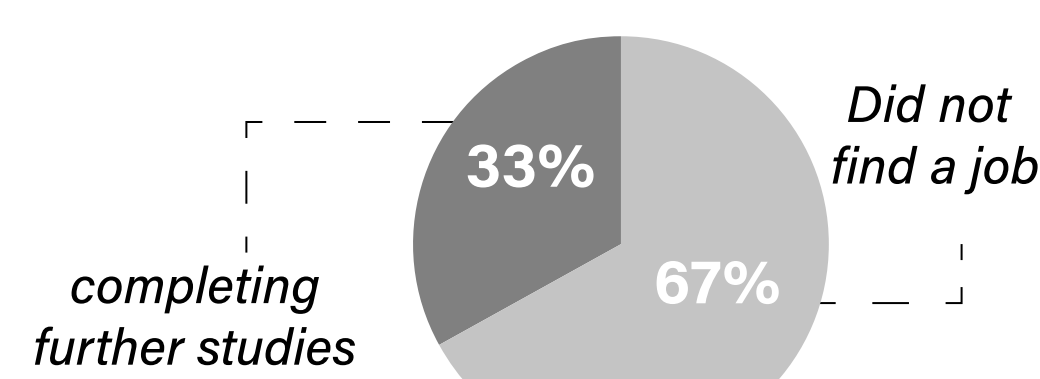
Total Data of Unemployed Graduates



Total Data of Employed and Unemployed Graduates



Reasons of Unemployment



Jeddah

College of Nursing



إحصائيات وبيانات
خريجي جامعة الملك
سعود بن عبدالعزيز
للعلوم الصحية
كلية التمريض

Statistics and Data of
Graduates of King Saud
bin Abdulaziz University
for Health Sciences

CON



وحدة الخريجين
Alumni Unit



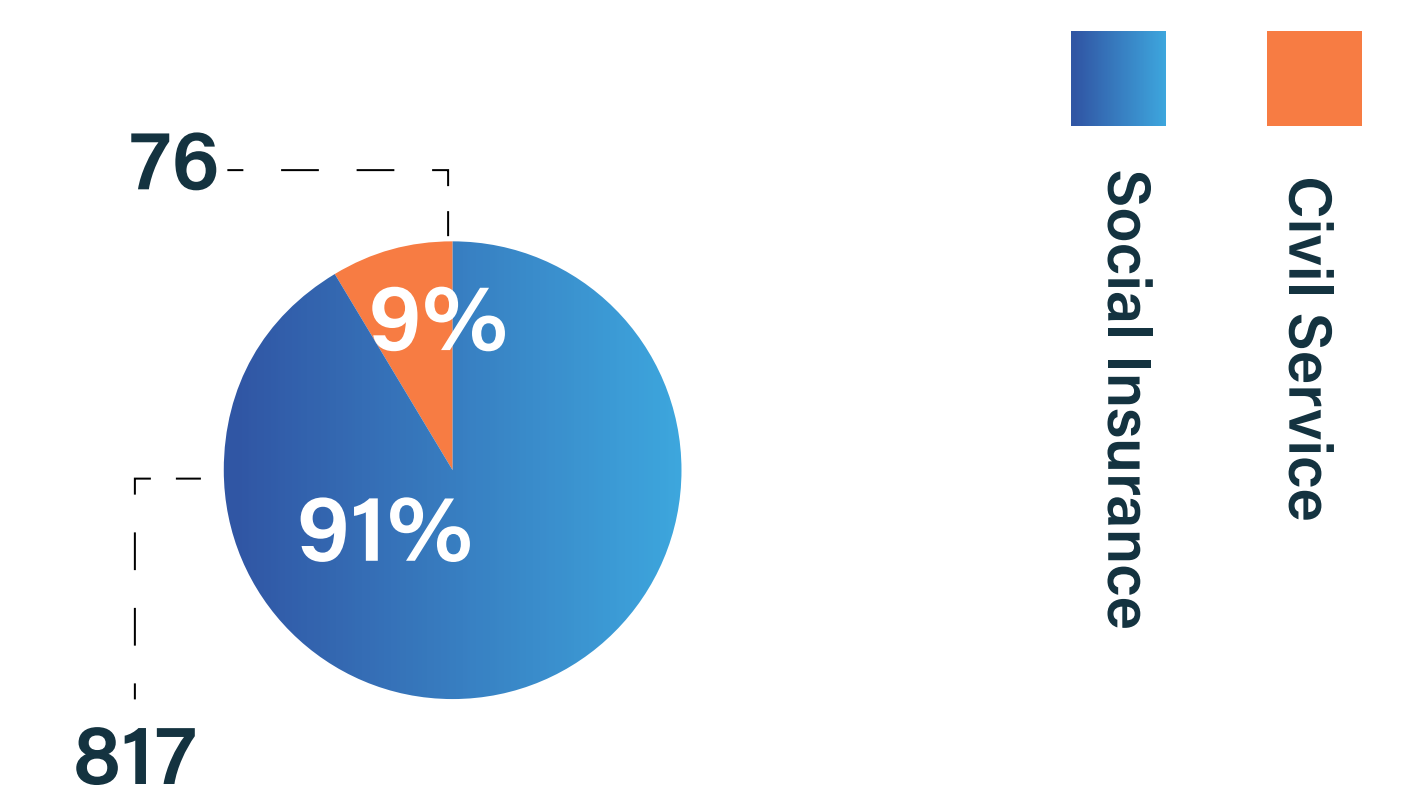
KSAU-HS
عمادة شؤون الطلاب
Deanship of Students Affairs

PER YEAR	Female		
	Social Insurance	Civil Service	Unemployed
2005	1	0	0
2006	47	18	5
2007	46	35	5
2009	11	9	2
2012	1	0	0
2013	60	7	2
2014	91	3	1
2015	52	3	0
2016	58	1	0
2017	73	0	0
2018	121	0	2
2019	54	0	3
2020	163	0	48
2021	39	0	36
2022	0	0	0
Total	817	76	104

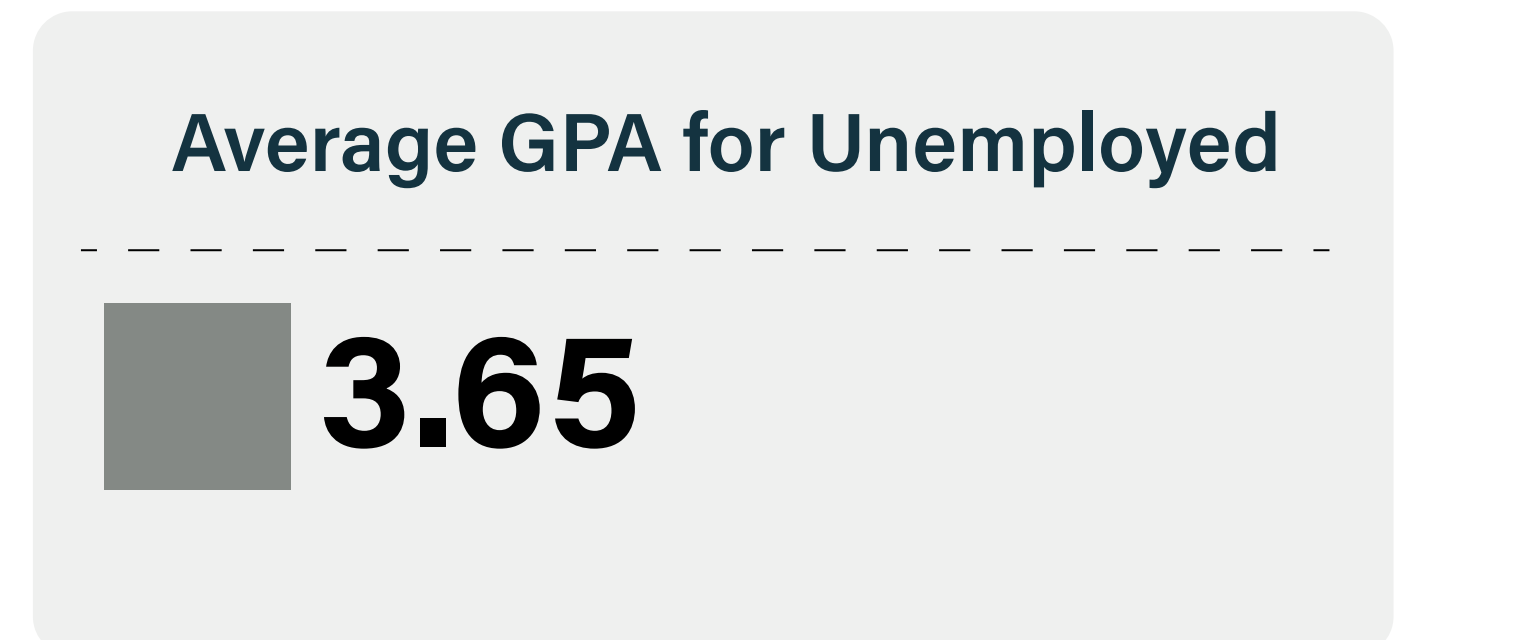
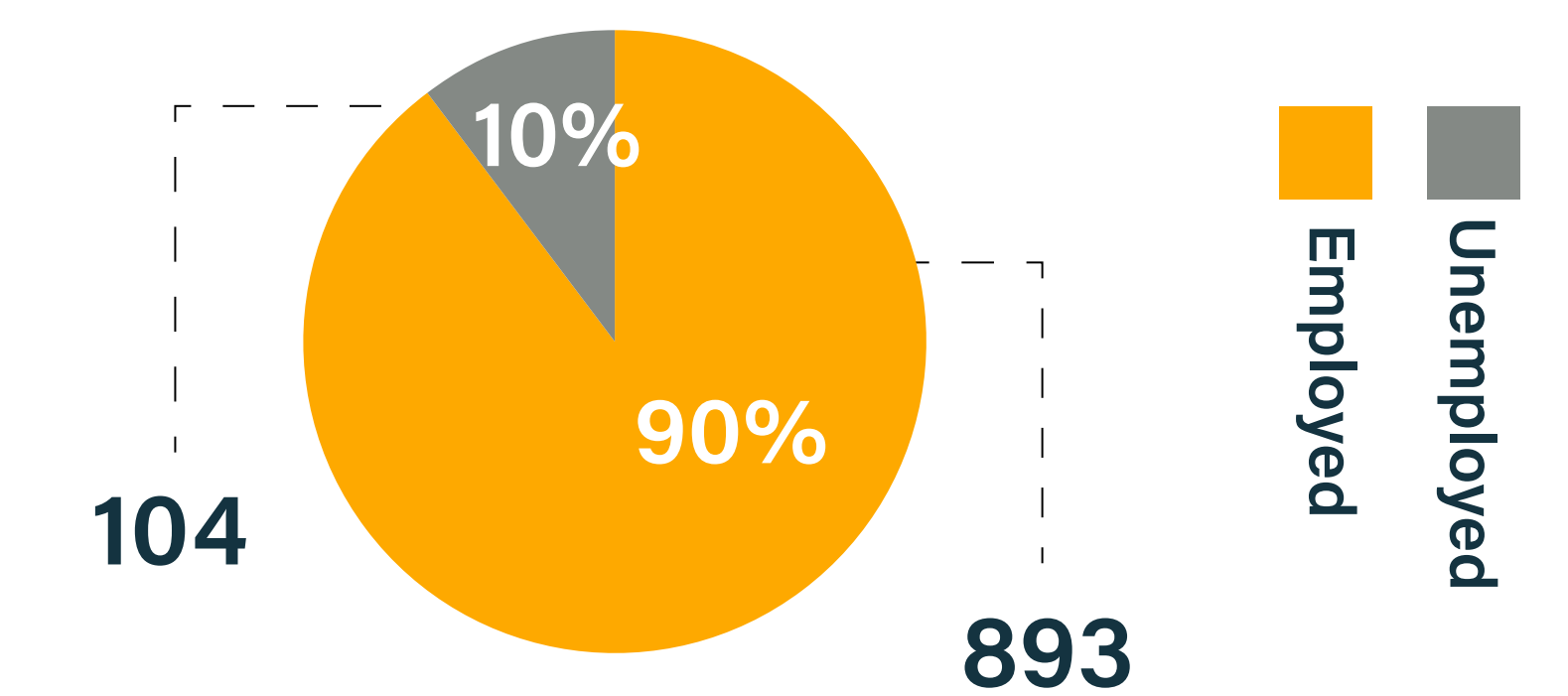
+ Including 167 internship 2022 graduates
Including 27 missing data.

Grand Total: 1191

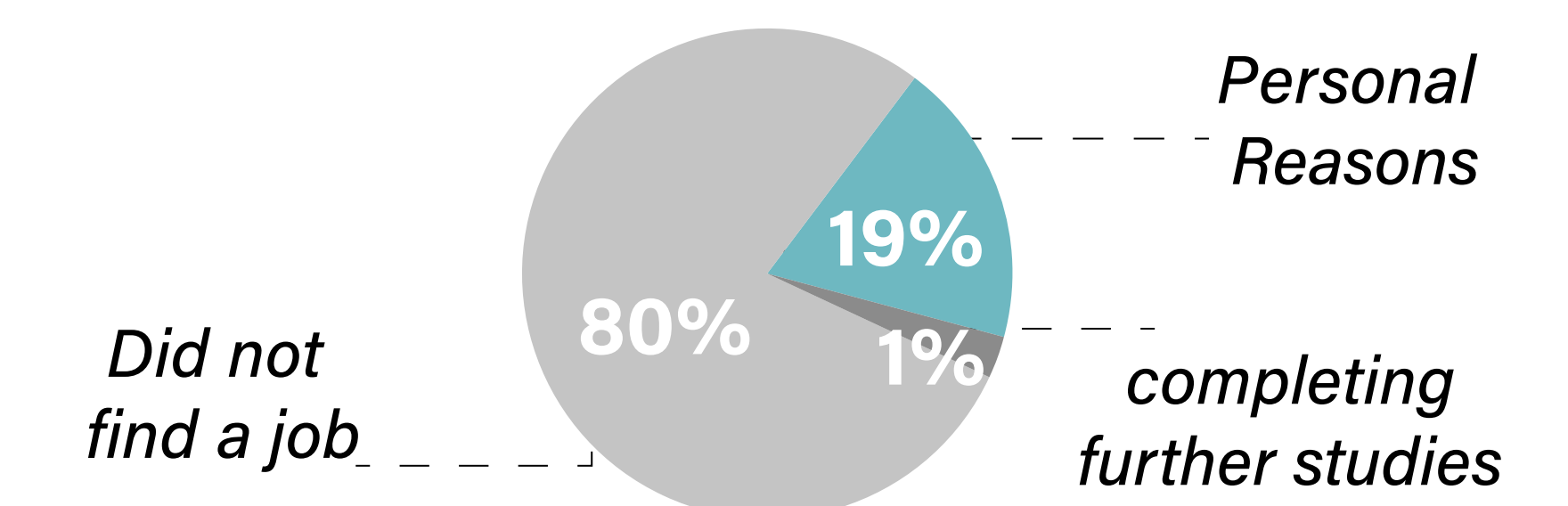
Total Data of GOSI and CS



Total Data of Employed and Unemployed Graduates



Reasons of Unemployment



Alahssa

College of Applied Medical Sciences

Grand Total CAMS Graduates	Grand Total of Employed Graduates	Grand Total of Unemployed Graduates
713	417	149

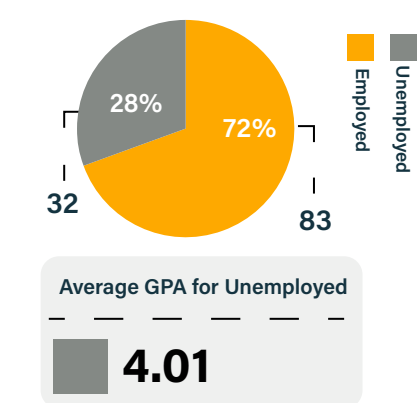
Major: Clinical Laboratory Sciences

PER YEAR	Female		
	Social Insurance	Civil Service	Unemployed
2017	18	0	0
2018	17	0	1
2019	30	0	3
2020	13	0	10
2021	5	0	18
2022	0	0	0
Total	83	0	32

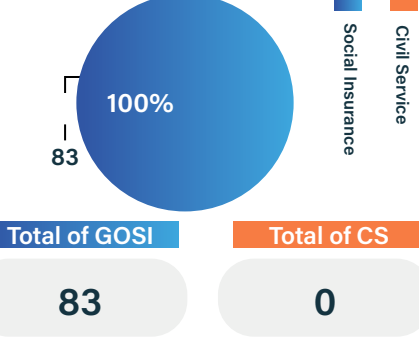
+ Including 23 internship 2022 graduates
Including 7 missing data.

Grand Total: 145

Data of Employed and Unemployed Graduates



Total Data of GOSI and CS



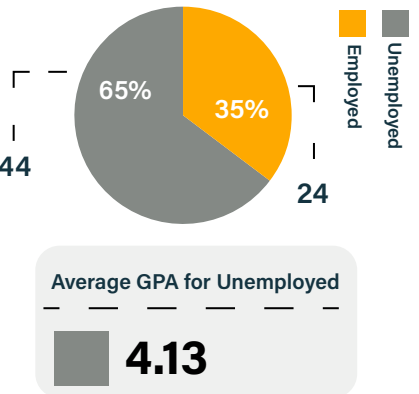
Major: Clinical Nutrition

PER YEAR	Female		
	Social Insurance	Civil Service	Unemployed
2019	16	0	9
2020	7	0	15
2021	1	0	20
2022	0	0	0
Total	24	0	44

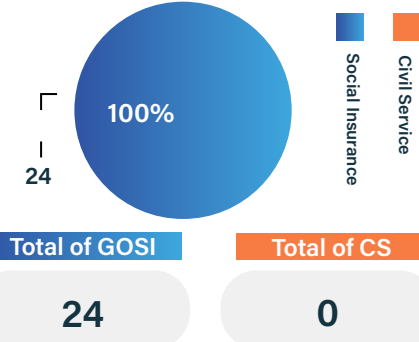
+ Including 25 internship 2022 graduates
Including 2 missing data.

Grand Total: 95

Data of Employed and Unemployed Graduates



Total Data of GOSI and CS



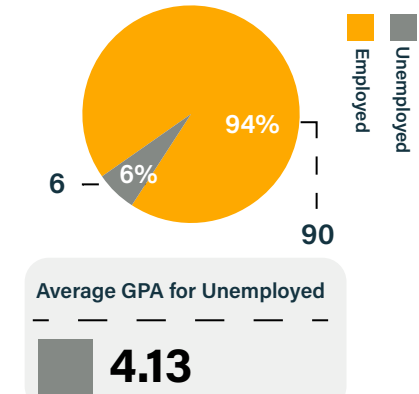
Major: Emergency Medical Services

PER YEAR	Male		
	Social Insurance	Civil Service	Unemployed
2017	6	7	0
2018	22	0	1
2019	25	0	0
2020	18	0	1
2021	12	0	4
2022	0	0	0
Total	83	7	6

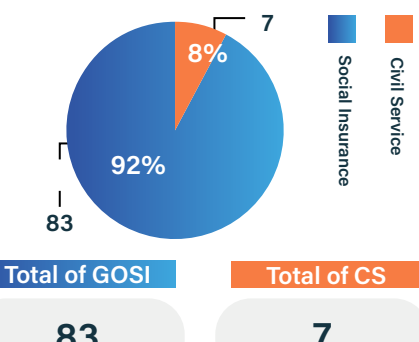
+ Including 14 internship 2022 graduates
Including 5 missing data.

Grand Total: 115

Data of Employed and Unemployed Graduates



Total Data of GOSI and CS



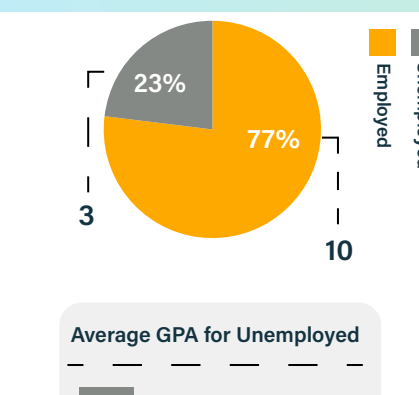
Major: Occupational Therapy

PER YEAR	Male		
	Social Insurance	Civil Service	Unemployed
2021	10	0	3
2022	0	0	0
Total	10	0	3

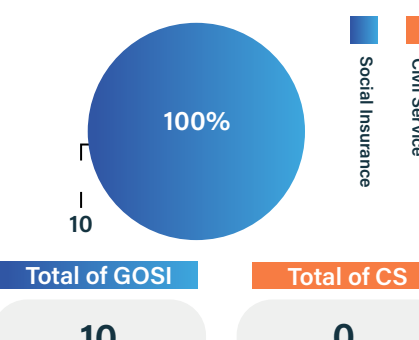
+ Including 15 internship 2022 graduates

Grand Total: 28

Data of Employed and Unemployed Graduates



Total Data of GOSI and CS



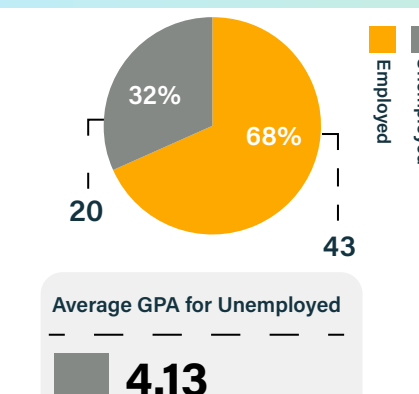
Major: Radiological Science

PER YEAR	Male		
	Social Insurance	Civil Service	Unemployed
2019	19	1	1
2020	15	0	4
2021	8	0	15
2022	0	0	0
Total	42	1	20

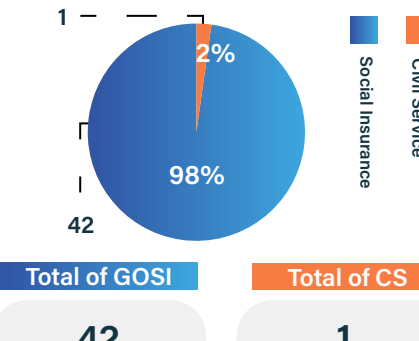
+ Including 14 internship 2022 graduates

Grand Total: 77

Data of Employed and Unemployed Graduates



Total Data of GOSI and CS



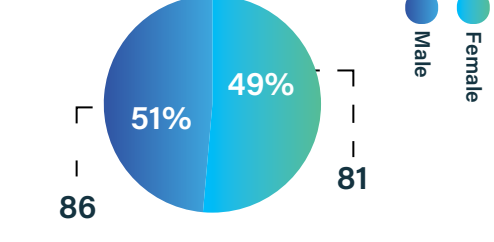
Major: Respiratory Therapy

PER YEAR	Female			Male		
	Social Insurance	Civil Service	Unemployed	Social Insurance	Civil Service	Unemployed
2017	-	-	-	13	1	0
2018	25	0	0	28	0	0
2019	29	0	3	19	0	3
2020	21	0	9	10	0	6
2021	6	0	13	15	0	10
2022	0	0	0	0	0	0
Total	81	0	25	85	1	19

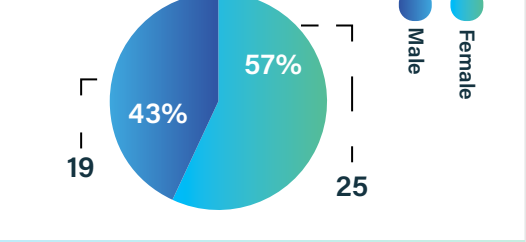
+ Including 40 internship 2022 graduates
Including 2 missing data.

Grand Total: 253

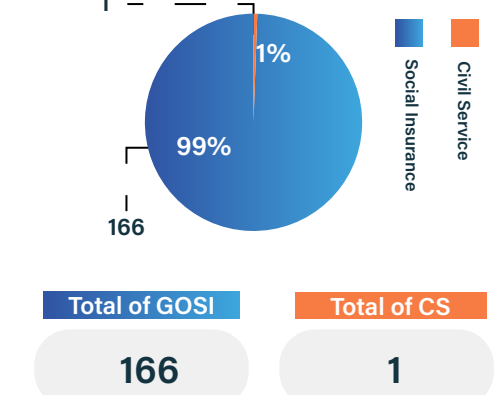
Total Data of Employed Graduates



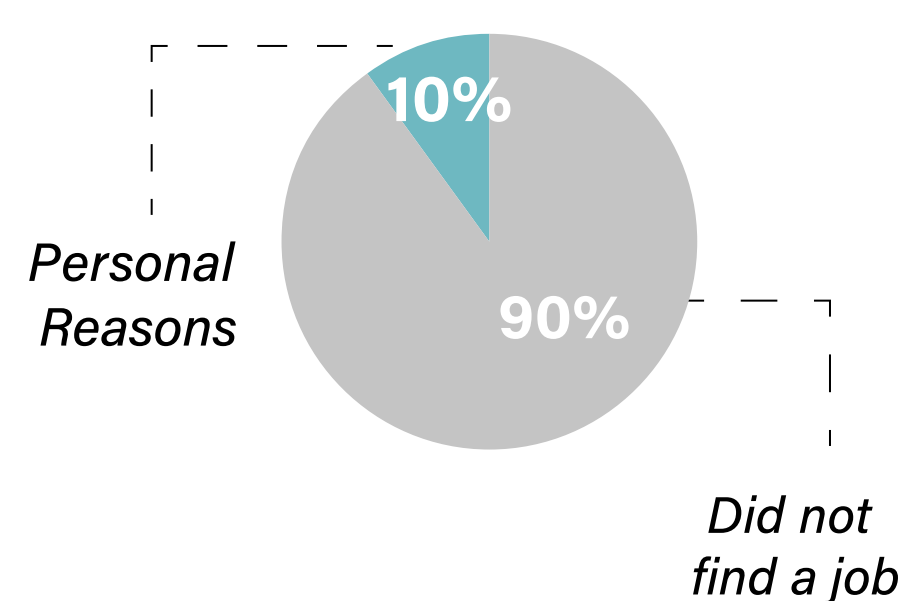
Total Data of Unemployed Graduates



Data of Employed and Unemployed Graduates



Reasons of Unemployment



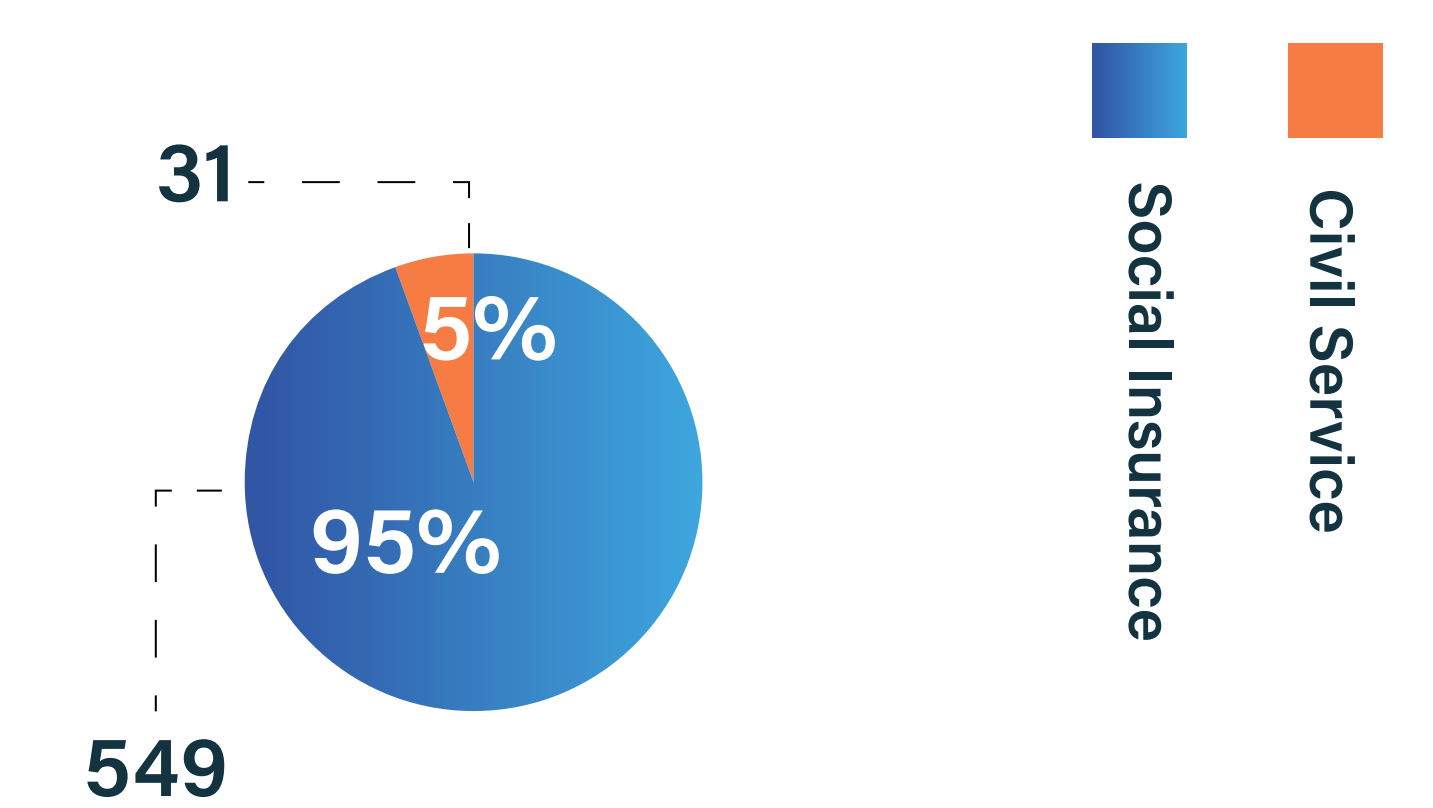


PER YEAR	Female		
	Social Insurance	Civil Service	Unemployed
2009	19	6	2
2010	7	6	0
2014	44	9	0
2015	31	6	1
2016	67	2	0
2017	93	0	0
2018	112	2	10
2019	75	0	10
2020	86	0	61
2021	15	0	88
2022	0	0	0
Total	549	31	172

+ Including 153 internship 2022 graduates
Including 37 missing data.

Grand Total: 942

Total Data of GOSI and CS



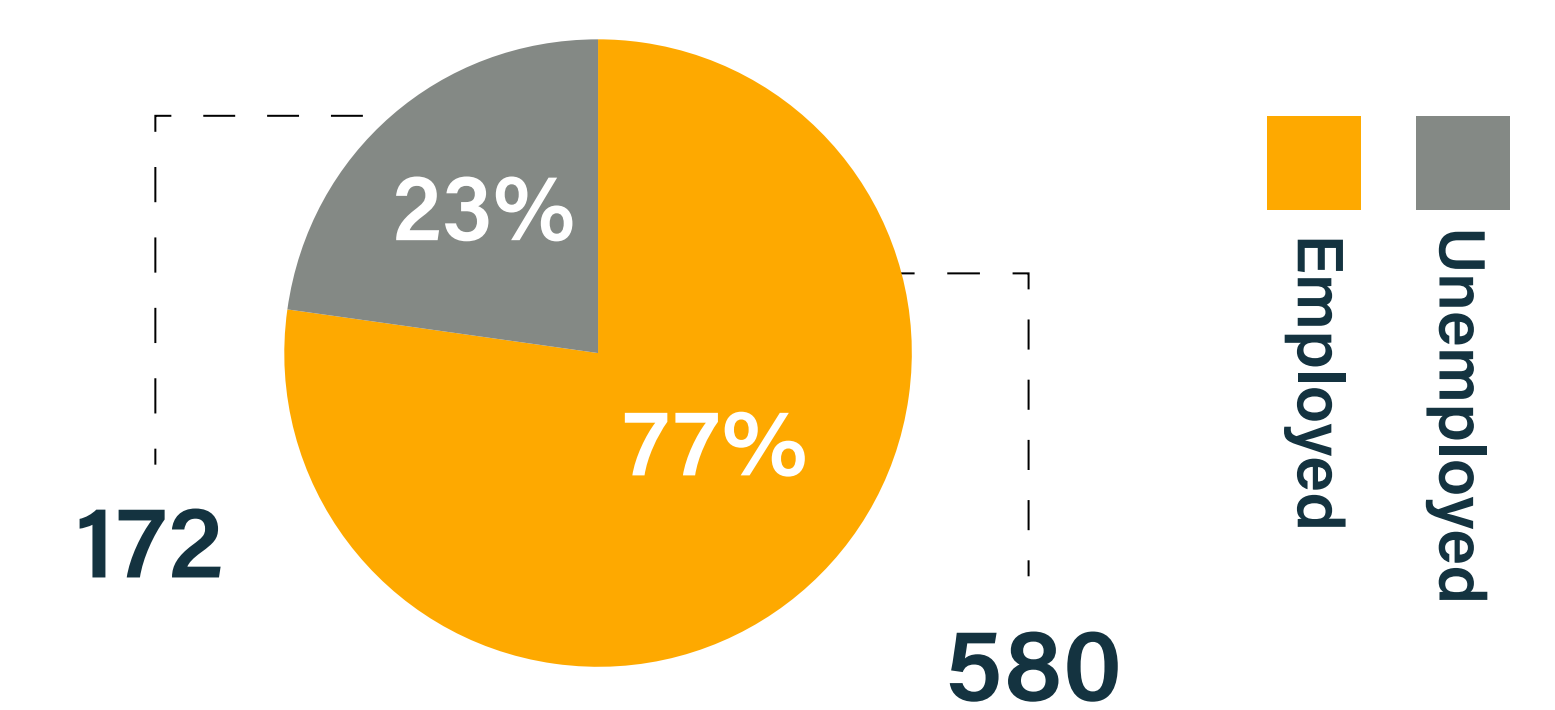
Total of GOSI

549

Total of CS

31

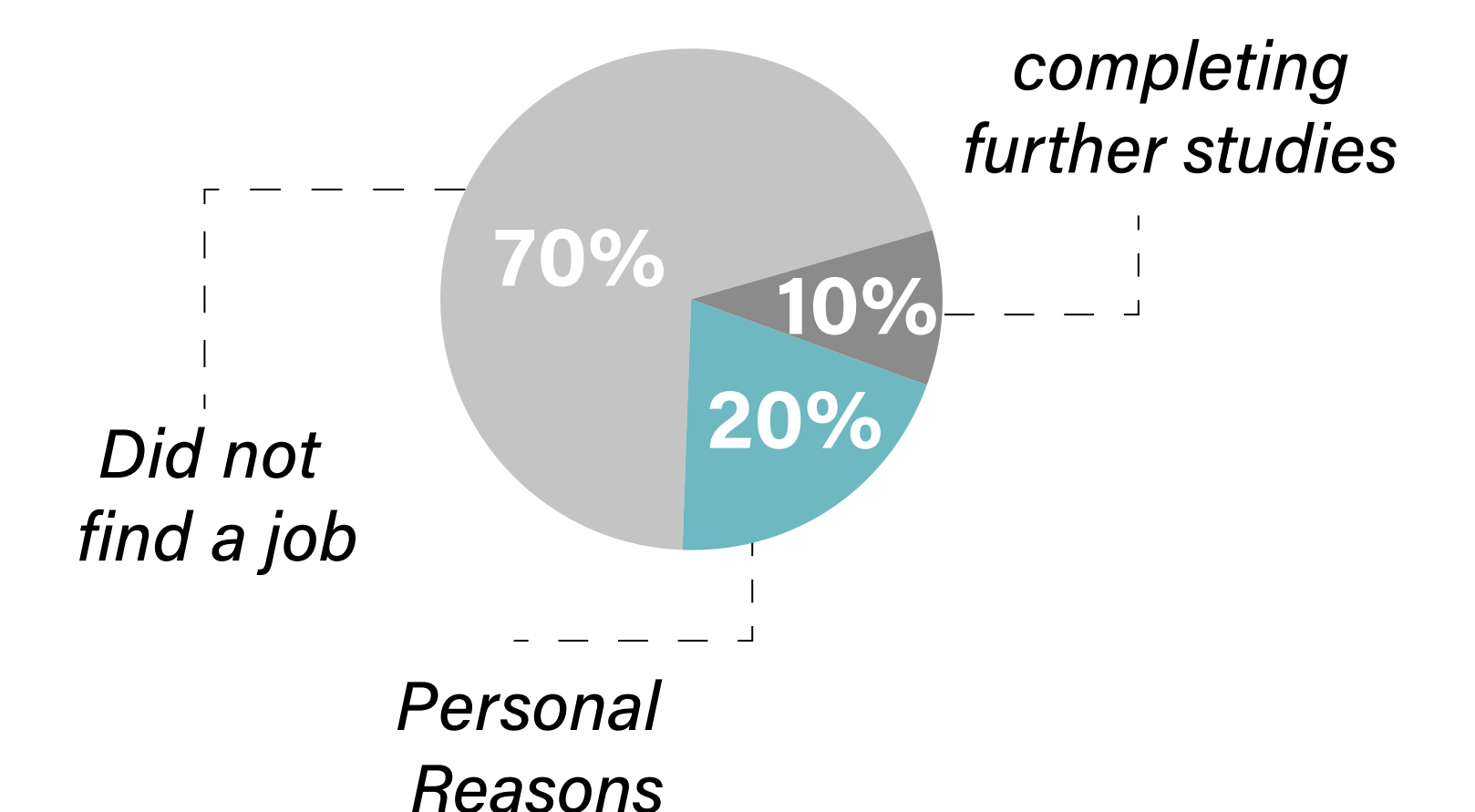
Total Data of Employed and Unemployed Graduates



Average GPA for Unemployed

4.04

Reasons of Unemployment





إحصائيات وبيانات
العاطلين عن العمل
لخريجي جامعة الملك
سعود بن عبدالعزيز
للعلوم الصحية
(خريجي بكالوريوس)

Statistics and Data of
Unemployed Graduates
of King Saud bin
Abdulaziz University
for Health Sciences
(Bachelor Graduates)



وحدة الخريجين
Alumni Unit



KSAU-HS
عمادة شؤون الطلاب
Deanship of Students Affairs

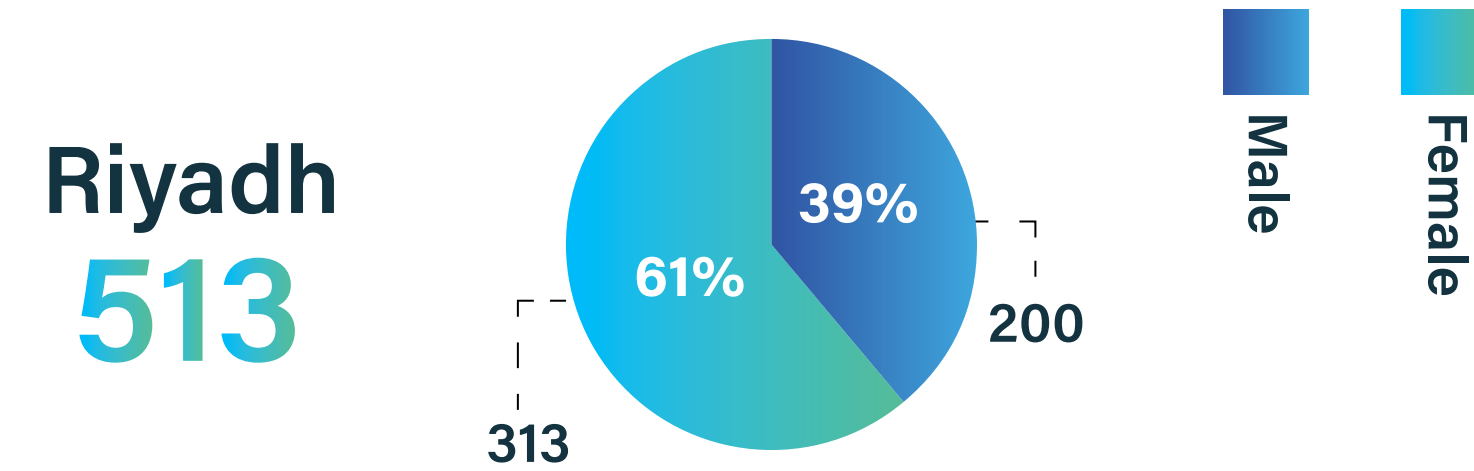
MISSING DATA OF BA GRADUATES

	Female	Male
Riyadh	200	313
Jeddah	31	31
Alahssa	46	7
Grand Total:	277	351



* Note: 2022 Graduate excluded because they are still in internship.

Statistics of Missing Data of BA Graduates - Riyadh Branch

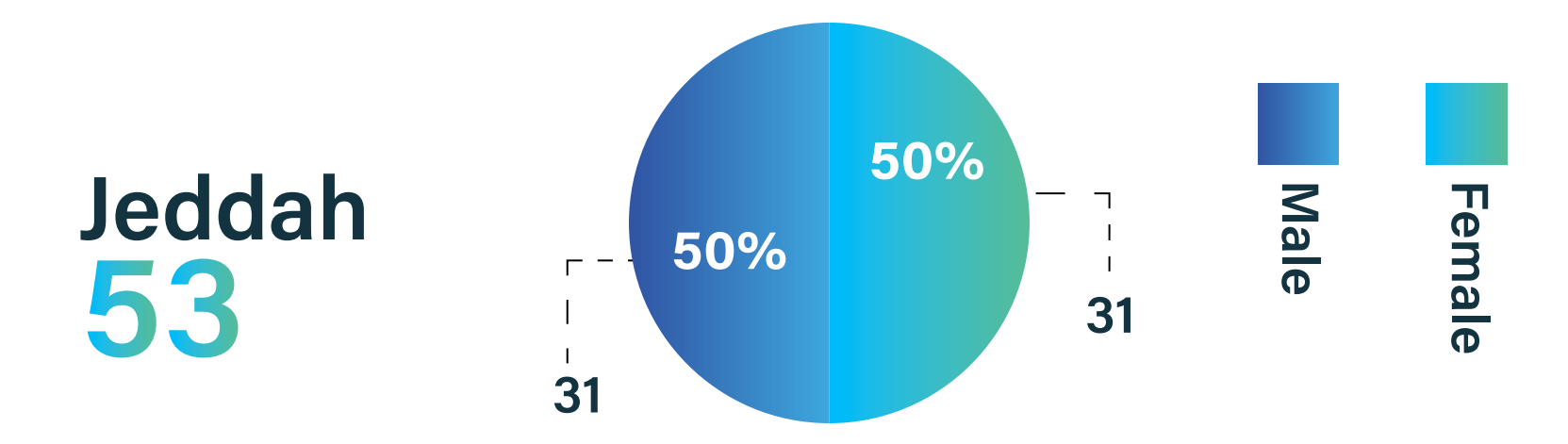


Colleges	Female	Male	Total
College of Applied Medical Sciences			
Respiratory Therapy	3	34	37
Emergency Medical Services	4	23	27
Occupational Therapy	5	8	13
Radiological Science	1	7	8
Anesthesia Technology	1	4	5
Clinical Laboratory Sciences	3	14	17
Clinical Nutrition	10	-	10
College of Dentistry			
Dentistry	3	15	18
College of Medicine			
Medicine	43	187	230
College of Nursing			
Nursing	127	-	127
College of Pharmacy			
Pharm D	-	14	14
College of Public Health & Health Informatics			
Health Informatics	-	6	6

Grand Total of Missing Data:

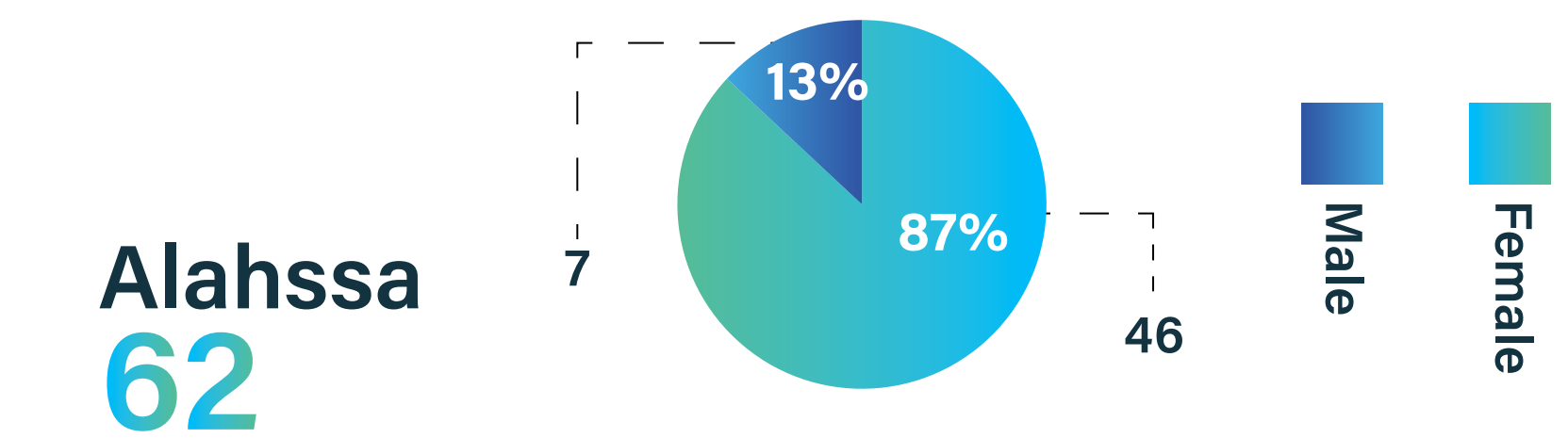
628

Statistics of Missing Data of BA Graduates - Jeddah Branch



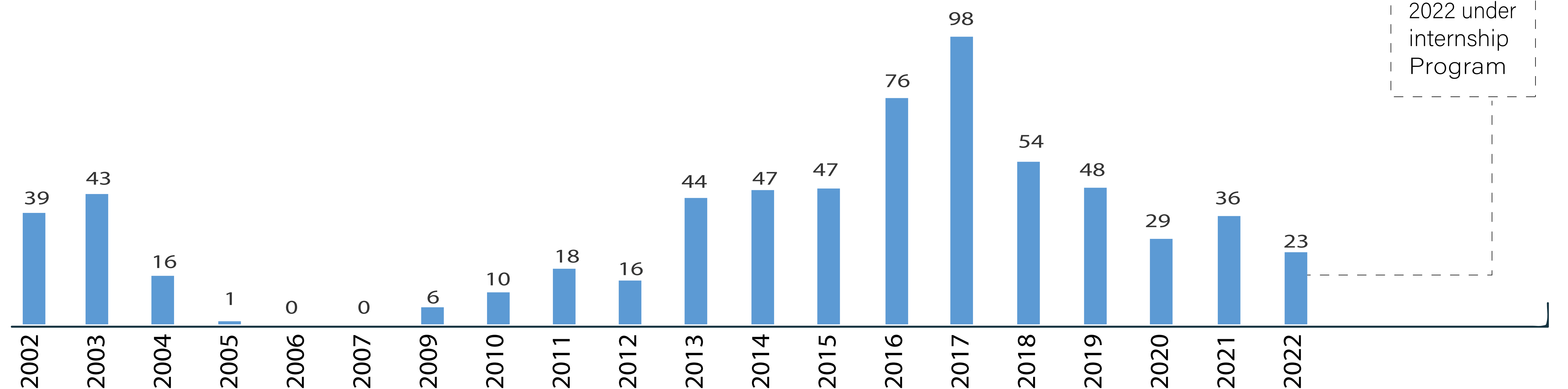
Colleges	Female	Male	Total
College of Applied Medical Sciences			
Emergency Medical Services	-	2	2
Occupational Therapy	1	-	1
College of Medicine			
Medicine	3	29	32
College of Nursing			
Nursing	27	-	27

Statistics of Missing Data of Graduates - Alahssa Branch



Colleges	Female	Male	Total
College of Applied Medical Sciences			
Respiratory Therapy	-	2	2
Clinical Nutrition	2	-	2
Clinical Laboratory Sciences	7	-	7
Emergency Medical Services	-	5	5
College of Nursing			
Nursing	37	-	37

NUMBER OF MISSING DATA OF BA GRADUATES PER YEAR





إحصائيات وبيانات
العمل لخريجي جامعة
الملك سعود بن عبدالعزيز
للعلوم الصحية
(خريجي ماستر)

Statistics and Data of
Employment of King Saud
bin Abdulaziz University for
Health Sciences
(Master Graduates)



وحدة الخريجين
Alumni Unit

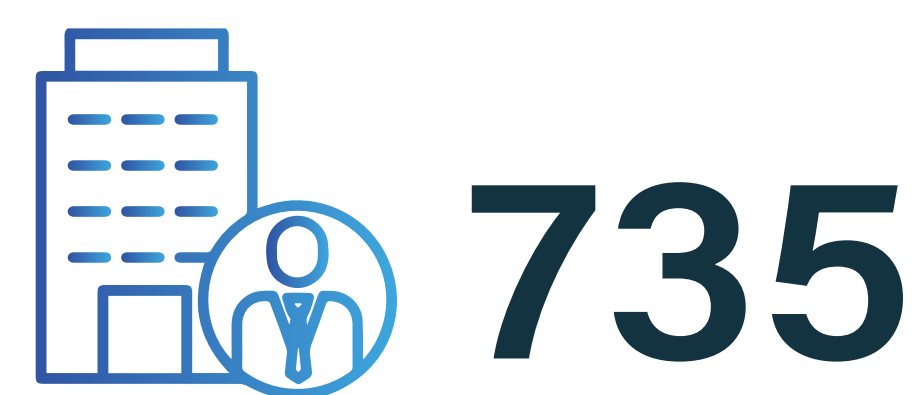


DATA OF MASTER EMPLOYED GRADUATES

	General Organization for Social Insurance	Civil Service
Riyadh	424	230
Jeddah	35	23
Grand Total:	476	259

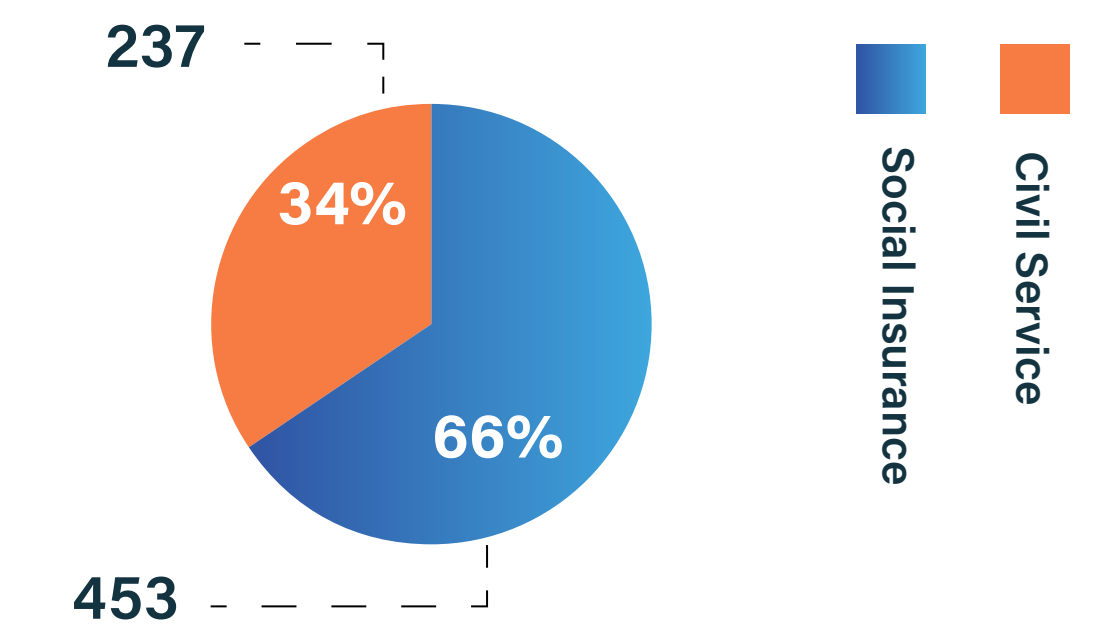


Grand Total for Employed graduates



Statistics of MA Employed Graduates - Riyadh Branch

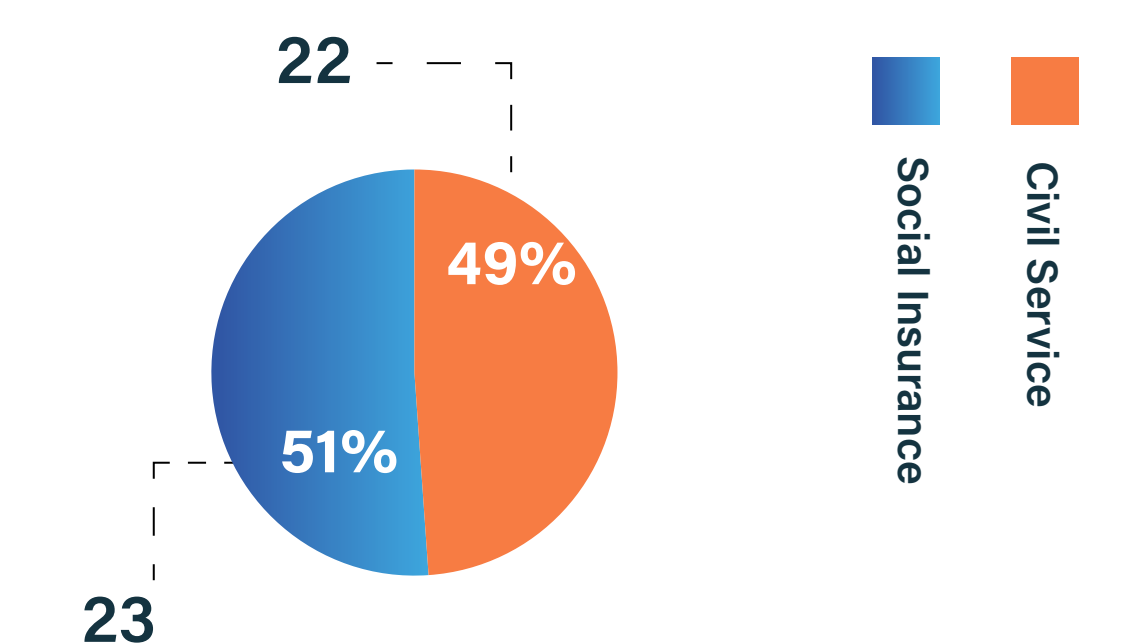
Riyadh
690



Colleges	Social Insurance	Civil Service
College of Medicine	76	89
College of Applied Medical Sciences	6	2
College of Nursing	21	8
College of Public Health & Health Informatics	350	138

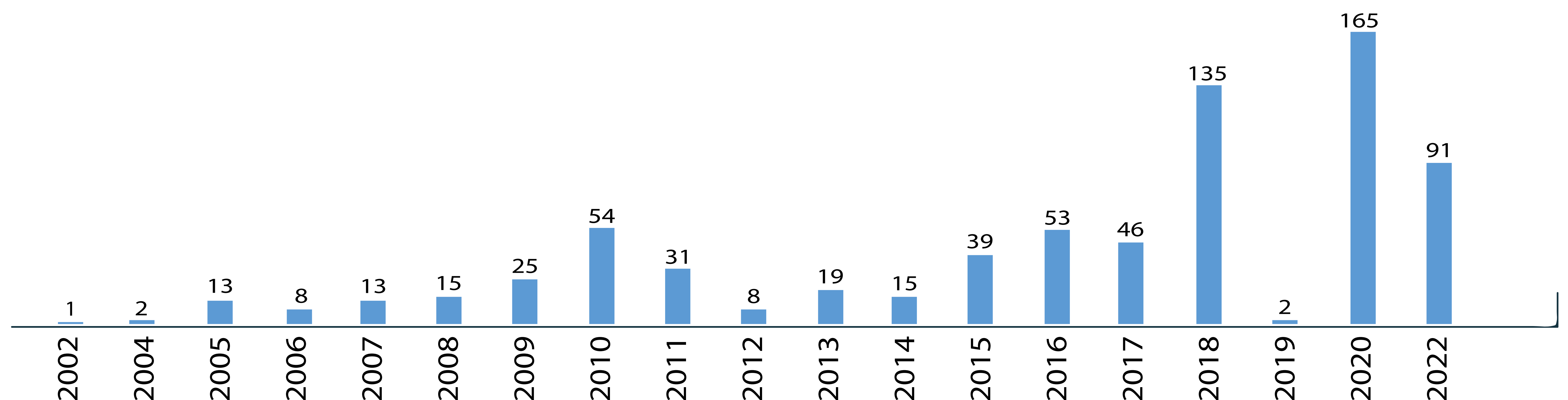
Statistics of MA Employed Graduates - Jeddah Branch


Jeddah
45



Colleges	Social Insurance	Civil Service
College of Medicine	16	10
College of Nursing	7	12

NUMBER OF EMPLOYED GRADUATES PER YEAR





DATA OF UNEMPLOYED MASTER GRADUATES

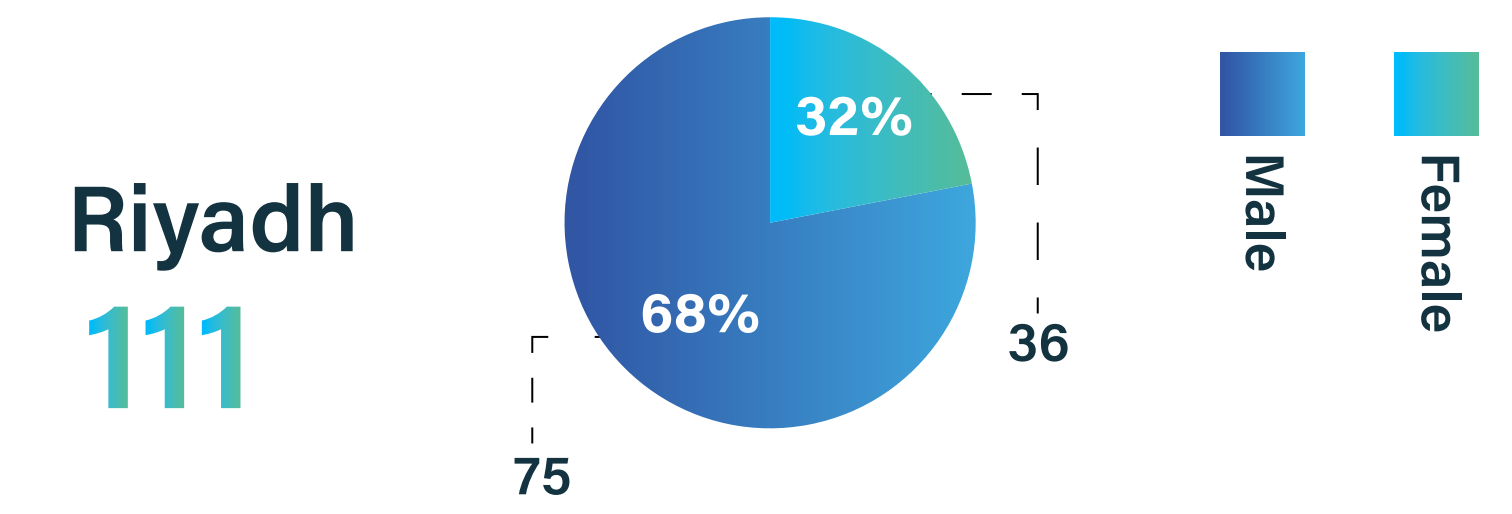
	Female	Male
Riyadh	36	75
Jeddah	6	3
Grand Total:	42	78



Grand Total for Unemployed graduates

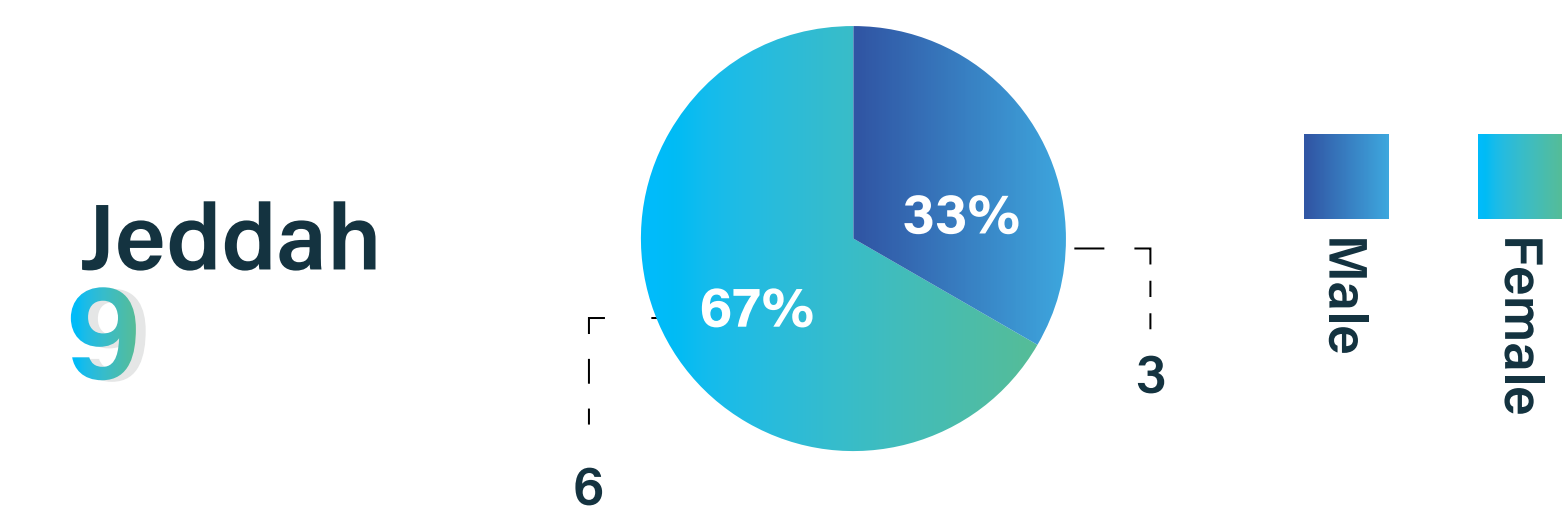
JOB 120

Statistics of Unemployed MA Graduates - Riyadh Branch



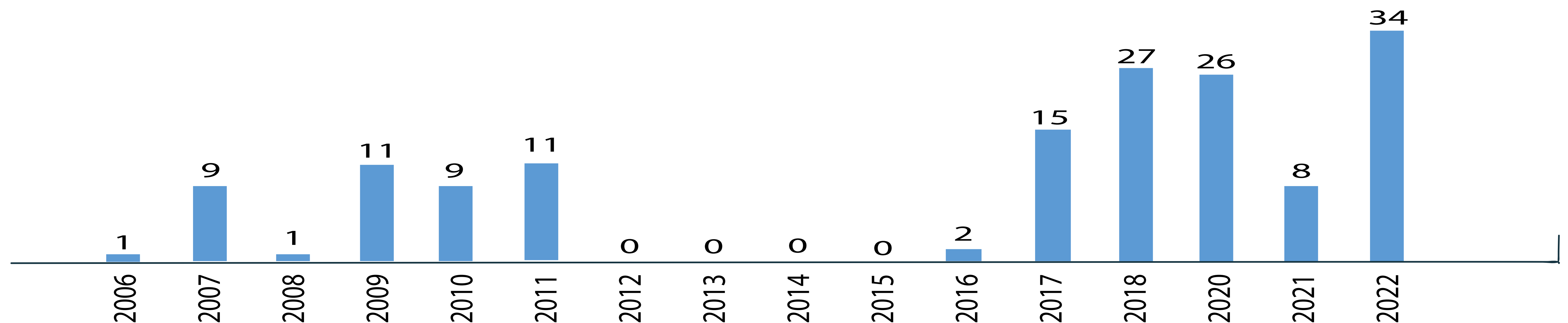
Colleges	Female	Male	Total
College of Medicine			
Medical Education	4	11	15
College of Nursing			
Science in Nurse-Midwifery	1	-	1
College of Public Health & Health Informatics			
Health Informatics	18	22	40
Health Systems Management	6	25	31
PH Epidemiology & Biostatistics	1	12	13
Public Health	6	5	11


Statistics of Unemployed MA Graduates - Jeddah Branch



Colleges	Female	Male	Total
College of Medicine			
Medical Education	5	3	8
College of Nursing			
Science in Nurse-Midwifery	1	-	1

NUMBER OF UNEMPLOYED MASTER GRADUATES PER YEAR





NUMBER OF MISSING DATA OF MASTER GRADUATES

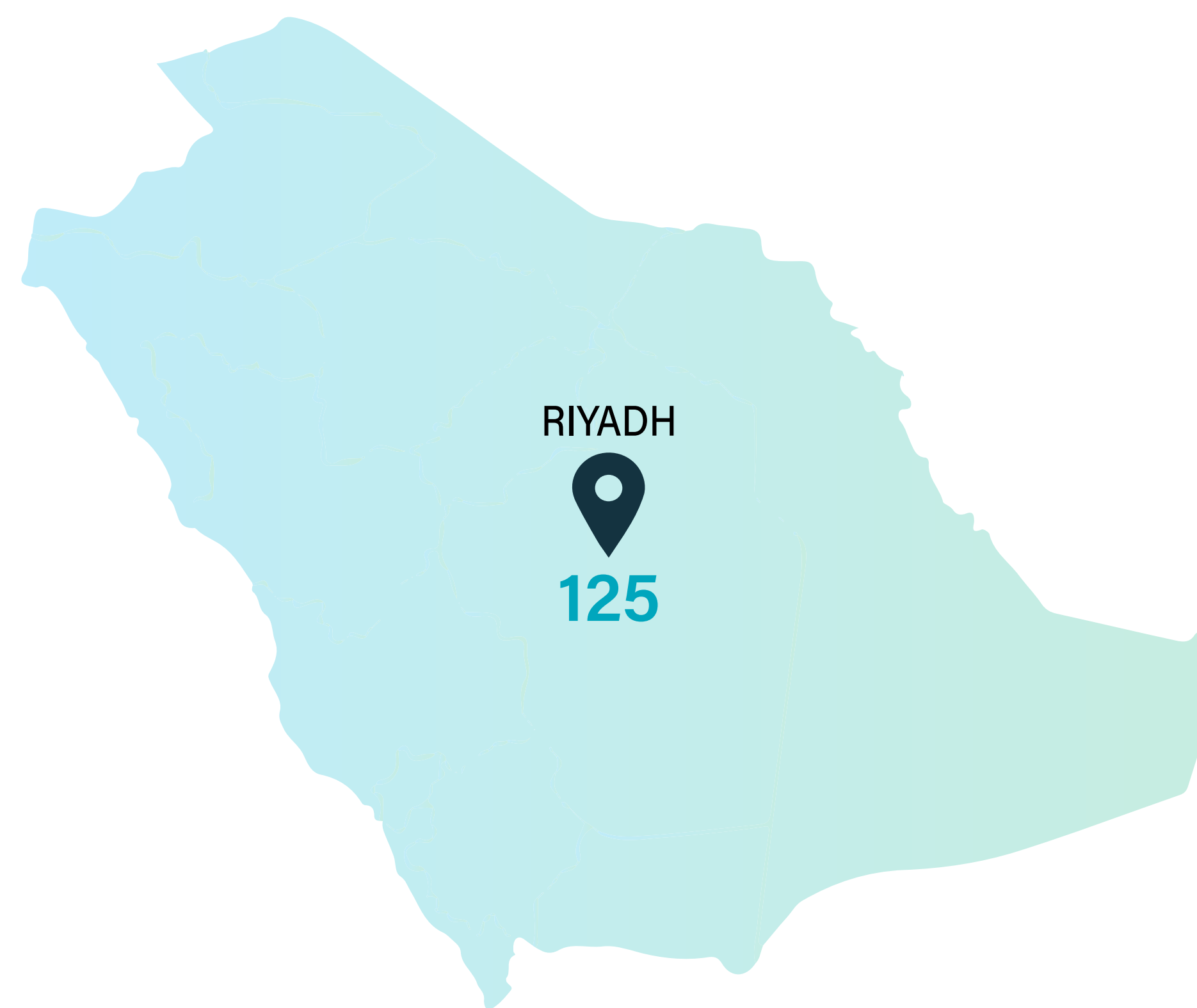
Riyadh

Female

16

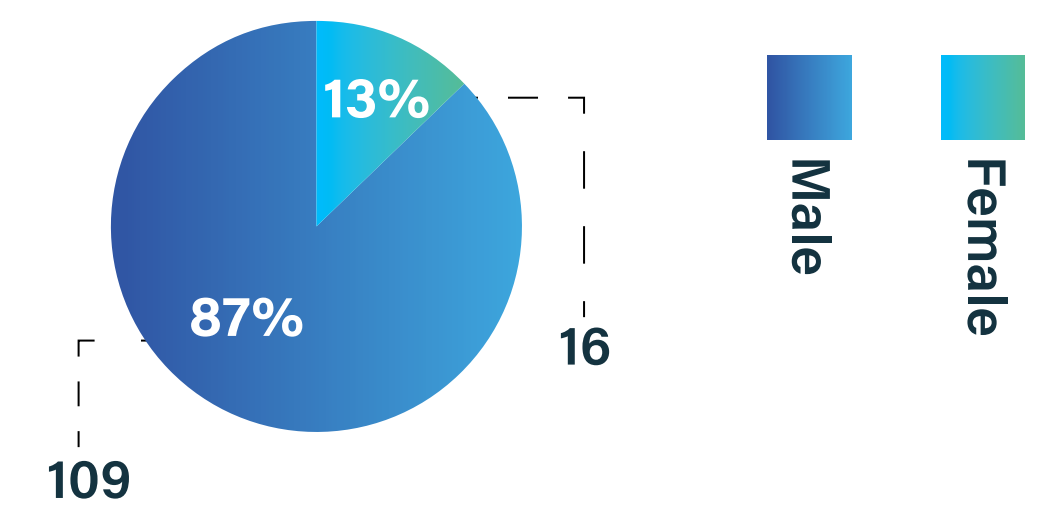
Male

109



Statistics of Missing Data MSc Graduates - Riyadh Branch

Riyadh
125



Colleges	Female	Male	Total
College of Applied Medical Sciences			
Cardiovascular Technology	-	3	3
College of Medicine			
Medical Education	3	61	64
College of Public Health & Health Informatics			
Health Informatics	5	27	32
Health Systems Management	1	7	8
PH Epidemiology & Biostatistics	2	6	8
Public Health	2	2	4
Master in Bioethics	3	3	6

Grand Total for Unemployed graduates


125

NUMBER OF MISSING DATA OF MASTER GRADUATES PER YEAR

